

**PELIZZARI
FAUSTINO
UTENSILI** SRL



*For 5th axis
machining centres!*

MULTITASKING

Morse / Vises

GERARDI
CompactGRID

INDICE - INDEX

pages		pages		pages		pages		pages	
Art.	7.	Art.	7.	Art.	7.	Art.	7.	Art.	7.
62G	17 - 31	650A	24 - 25	690	50 - 51				
62i	38 - 39	650B	24	690DTF	29 - 51				
62iE	38 - 39	650BM	28	690G	51				
63	24 - 25	650C	24	802	40 - 41				
64	24 - 25	650CM	28	868	40 - 41				
72P	38 - 39	650D	24	868D	40 - 41				
79CP	39	650D WC/C	24 - 25	868E	40 - 41				
79	11 - 15 - 29	650E	24 - 25	868F	40 - 41				
81P	25 - 27	650G	29	950	22 - 23				
82P	38 - 39	650R	26	950B	22 - 23 - 28				
83	48	650S	26	950C	22 - 23 - 28				
243	44 - 45 - 48	650T G01	21 - 26	950D	22 - 23 - 28				
245	44 - 45 - 48	650T G02	21 - 26	950X	28				
247G	44 - 45 - 48	650T G11	21 - 26	986	3				
296	6	650X	21 - 27	PN16	48				
297	11 - 15 - 29	650Y	27	ISTR	56				
297X	29	650V	27						
298CGR	29	650U G01	27						
370EM	29	650U G02	27						
375	29	650U G11	27						
394	47	651H	30 - 31						
395	47	655B	12 - 15						
396	47	655C	12 - 15						
398	47	655D	12 - 15						
402/90	47	655F	12 - 15						
403	47	655J	12 - 15						
640	8 - 9	655JD	14						
640A	10 - 14	655JS	14						
640B	10	655L	26						
640C	10	655M	26						
640D	10 - 14	655N	26						
640E	10 - 14	655P	26						
640J	12 - 13	660	32 - 33						
640P	11 - 15 - 29	660B	33 - 37						
641	10 - 14	660R	32 - 33						
641H	16 - 17	660S	32 - 33						
642	10	661	34 - 35						
643	10	661R	32 - 33						
643H	36 - 37	661S	34 - 35						
644	10 - 14	661H	36 - 37						
645B	8 - 11 - 13	661HQ	36 - 37						
645C	8 - 11 - 13	670CP	46						
645D	8 - 11	670AP	46						
645E	8 - 11	670ID	45						
645F	8 - 11	670IDL	48						
645T	8 - 11	643H	36 - 37						
645JD	14	670P	48						
645JS	14	670PN	44						
646	10 - 14	671A	44 - 45 - 48						
647	10	671B	44 - 45 - 48						
650	20 - 21	671C	44 - 45 - 48						

7

VALIGETTA DI CAMPIONATURA COMPACT GRIP

SAMPLE KIT CASE COMPACT GRIP

NEW

Art. 986

 Valigetta di campionatura morsa Art.650 - Art.660
 Sample kit case Art.650 - Art.660

Cod. 0.98.60000

PRICE LIST €	2.513
SPECIAL PRICE €	1.200

All'Interno - Inside:

Art. 11A	Art. 650G G11	Art. 297
Art. 650X	Art. 650G G02	Art. 370/EM
Art. 950D	Art. 650G G01	Art. 375
Art. 950B	Art. 650R	Art. 376 CH3/CH6
Art. 660B	Art. 650S	Art. 650G
Art. 79	Art. 298/CGR	Art. 650GZ



SIMBOLOGIA DATI TECNICI

TECHNICAL DATA ICONS

SERIE SERIES	Morse Multitasking Multitasking vises	Morse Compact Grip Compact Grip vises	Morse Compact Grip Art.950 Compact Grip vises	Morse Grip Matic Grip Matic vises	Sistema a coda di rondine Dove Tail fixtures	
INSERTI GRIP INSERT GRIP	Morse Compact Grip Art.950 Art.950 Compact Grip vises	Liscio + Ruvido Smooth + Rough	Coda di Rondine Dove Tail	GRIP GRIP	Frontali Frontal	
POSSIBILITÀ POSSIBILITY			Montaggio con centralina Mounting with power unit	Lavorazioni a 5 assi 5 axis machining	Predisposizione Zero Point Zero Point Ready	
PAGINE PAGES	Rialzi Risers	Sistema Pneumatico Pneumatic system	Sistema Idraulico Hydraulic system	Accessori & Ricambi Accessories & Spare Parts	Istruzioni corretto utilizzo Instruction for a proper use	Diagrammi forze di serraggio Clamping force diagrams

Multitasking & CompactGrip vises

MULTITASKING

Morse autocentranti per applicazioni avanzate su centri a 5 assi

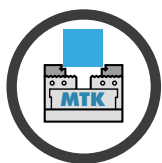
Vises for advanced applications on 5 axis machining centres



Precisione / Accuracy
 $\pm 0,02\text{mm}$




Durezza / Hardened
HRC 58 \pm 2



Multitasking

Le Tonde
 The Rounded

Art. 640



Versatilità Ampia Gamma Di Inserti Versatility Ampia Gamma Di Inserti

Inserti riportati utilizzabili da entrambi i lati. Grande versatilità ottenuta attraverso la possibilità di sostituire gli Inserti GRIP con diversi tipi di dentatura in modo facile e veloce (da utilizzare a seconda del materiale da lavorare).

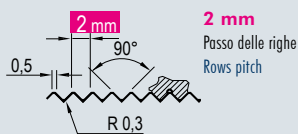


Inserts to be used on both sides Another advantage will be the greatest versatility thanks to easiest and quickest GRIP top jaw inserts exchange with different types of teeth design to be used according the material to be clamped

CARATTERISTICHE & VANTAGGI

- ✓ USURA INESISTENTE
- ✓ RAPIDITA' DEI SERRAGGI
- ✓ MODULARITA' & VERSATILITA'
- ✓ PRECISIONI $\pm 0,02\text{ mm}$
- ✓ RIGIDITA' & SICUREZZA
- ✓ DESIGN COMPATTO E MANEGGEVOLEZZA
- ✓ AUTOCENTRANTI
- ✓ PREDISPOSIZIONE PER ZERO POINT
- ✓ RIALZI COMPATIBILI

TECHNICAL FEATURES & ADVANTAGES

- ✓ NO WEAR
- ✓ QUICK CLAMPING
- ✓ MODULARITY & VERSATILITY
- ✓ HIGHEST ACCURACIES $\pm 0,02\text{ mm}$
- ✓ RIGIDITY & SAFETY
- ✓ SELF-CENTERING
- ✓ ZERO POINT READY
- ✓ COMPATIBLE RISERS



Posizionamento delle ganasce in qualsiasi posizione della dentatura della base.

Possibility the jaws on whatever positioning on the vise base.

Ganasce da 74 a 140 mm. Ancoraggio diretto o tramite staffe / Posizionamento tramite fori calibrati o chiave / Eccentriche: possibilità di disassamento centraggio per multipli di 1 mm (Auto-centraggio fuori asse) / Autocentranti con serraggi concentrici dall'esterno all'interno e viceversa / Minim ingombri e massima rigidità / Costruzione solida e compatta a massima apertura rispetto agli ingombri / Disponibili serie di ganasce intercambiabili / Ganasce integrali per massima rigidità

Jaws widths from 75 to 140 mm. Direct vise set-up or through vise clamps / Positioning through ground holes or keyways / Self-centering with possibility to clamping from outside to inside and viceversa / Eccentric jaw adjustment in steps of 1 mm (Multiaxis self-centering) / Minimum deflection and overall dimensions / Solid and rigid construction and maximum clamping ratio to the total length / Series of interchangeable jaws available / Solid jaws (integral with the slides) for highest rigidity



Ganasce Reversibili MONOBLOCCO

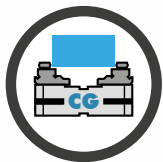
SOLID GUIDED
 Reversible Jaws

Versatilità grazie alle ganasce MONOBLOCCO reversibili e alle 4 opzioni di posizionamento della base (90°) ed ai fori frontali passanti.

Versatility also thanks to the SOLID GUIDED reversible jaws and to the 4 base positions option (90°) and to the front through holes.

Di speciale interesse per gli utilizzatori di centri di lavoro a 5 assi, le morse MULTITASKING / COMPACT GRIP presentano le stesse caratteristiche costruttive illustrate per le morse della serie FMS e MULTIFLEX (accuratamente rettificate in acciaio ad alta resistenza cementato trattato termicamente). Nate espressamente per i centri a 5 assi, questa gamma di morse permette di intervenire sulle 5 facce del particolare in lavorazione con riferimenti precisi in spazi contenuti garantendo usure inesistenti e grande rigidità. Massima compatibilità con i sistemi di cambio pallet già esistenti sul mercato

Of special interest to 5 axis machining centres users MULTITASKING, COMPACTGRIP & GRIPMATIC vises present the same building characteristics of FMS and MULTIFLEX vises, (Heat treatment and ground steel construction throughout). Designed for 5 axis machines, this series of vises allow machining operations on the 5 workpieces sides with perfect alignment in a space saving design, extremely high wear resistance, with reduced deflection. Max compatibility with the most popular pallet change systems.



CompactGrip

Le più Compatte
The most Compact

Art. 650



Tavola a cambio rapido meccanico
Mechanical quick change table

Art. 660

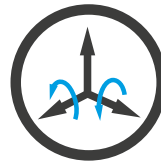
*NON DISPONIBILE PER IL MERCATO TEDESCO E AUSTRIACO
NOT AVAILABLE FOR GERMAN & AUSTRIAN MARKET



Compatibilità con 4° asse
Compatibility with 4th axis

La nuova Tavolettina a Cambio Rapido Art.660 (disponibile anche tonda Art.661) permette la rapida sostituzione di morse o attrezzature su tutte le più diffuse tavole girevoli, la versione lavorabile può essere personalizzata direttamente dal cliente in base alla sua tavola macchina.

The new Quick Change Sub Plate Art.660 (available also as round Art.661) allows the quick of vises or fixtures replacing on the most famous rotary table. The machineable version can be tailor made by the customer himself according to his machine table.




SCAN IT TO WATCH THE



VIDEO PRESENTATION




Autocentranti e Compatte Selfcentering & Compact



Autocentranti regolabili
Self-centering adjustable

Veloce sistema di regolazione autocentrante dall'alto tramite tasselli di azzeramento forniti in dotazione

Easy self-centering adjustment from the top by key-nuts supplied as standard equipment.



Con ganasce dolci lavorabili
With soft machineable jaws

Art. 950

Rialzo semplice
Simple riser

Art. 651H



Maggior forza di serraggio
Highest clamping power

Forza di serraggio maggiore rispetto alle morse oggi sul mercato, ma anche rispetto alle nostre morse Art.640 e con un design più compatto e leggero. Questo è possibile grazie alle viti di serraggio, alla loro posizione più prossima al particolare da lavorare e al design integrale di slitte e ganasce.

Much higher clamping power than the existing vises, but also compared to our Art.640 and with a more compact and lighter design. This is because of the clamping screw design, its position much closer to the workpiece, and the integral design of slides and jaws.

Staffe di ancoraggio / Vise holding clamps



CompactGrip

Coppia staffe di fissaggio Art.296, complete di vite e dado a "T"

Pair of vise holding clamps Art.296 complete of screw and "T" nut




Esempio d'ordine per morsa tipo 3 su macchina con cave a T da 18mm: Art.296 T.3 X=18mm

Oppure con codice: 2.29.6100 X=18mm

Order example for Type 3 vise on machine with 18mm T-slots: Art.296 T.3 X=18mm

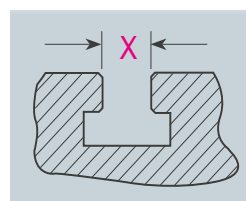
Also with code: 2.29.6100 X=18mm



Staffaggio Consigliato
Suggested fixing

Consigliate 2 coppie di staffe Art.296 per ogni morsa

Suggested 2 pairs of holding clamps Art.296 for each vise




Cava a T

T Slot

Specificare sempre la cava della vostra macchina

Always specify the machine T-slot dimension

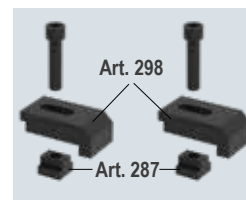


Art.287 (Pag.4.34)

Dadi a T - T Nuts

Per fissaggio morse alle cave a T della macchina

For vise clamping on the machine T-slots



Art.296

(Art.298 + Art.287)

Consigliate 2 coppie di staffe Art.296 per ogni morsa

Suggested 2 pairs of holding clamps Art.296 for each vise

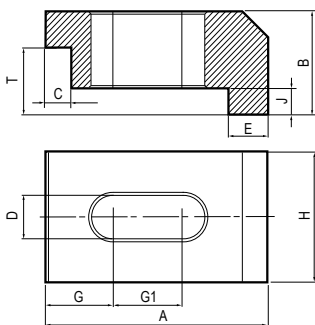
Art.298/CGR

Per lo staffaggio della morsa in spazi ristretti possibilità di usare staffe Art. 298 / CGR vedi pag. 7.29)
For clamping vise in narrow space it's possible to use the holding clamps Art 298 / CGR see pages 7.29



7

Tipo (grandezza) morsa Vise type (size)	1 - 2 - 3									
	Cava a T- slot X	12*	14	16	16	18	20	18*	20	22
Art. 296	T-nuts Ref. N°	12	13	14	20	21	22	32	33	34
Coppia di staffe Holding clamps pair	Filetto vite Screw thread	M10			M12 *			M16		
	A	50			50			50		
	B	24			24			24		
	C	6			6			6		
	Ø D	11			13			17		
	E	10			10			10		
	G	16			17,5			19		
	G1	15			13			9		
	H	34			34			34		
	J	4			4			4		
	T ± 0,1	15			15			15		
	Cod.	2.29.61000 / M10			2.29.61000 / M12			2.29.61000 / M16		
	€	38			38			38		



* Scelta consigliata - Suggested choice


* Scelta NON consigliata - NO Suggested choice

Soluzioni personalizzate / Customized solutions

4th & 5th Axis

Soluzioni personalizzate a tutti i vostri problemi di serraggio

Customized solutions for all your clamping problems




Morsa Multitasking su centro a 5 assi

Multitasking vise on 5th axis machining center

Applicazione aeronautica, morsa Art.640 tipo 2 montata su macchina a 5 assi

Typical Multitasking vise Art.640 type 2 application on a 5 axis machine for aerospace workpiece




Morsa CompactGrip su centro a 5 assi

CompactGrip vise on 5th axis machining center

Lavorazioni di fresatura effettuate su di un centro di lavoro a cinque assi con morsa CompactGrip Art.650

Milling machining operations on a five axis machining center with CompactGrip vises Art650



Morsa CompactGrip su rialzo semplice

Compact Grip vise on simple riser

Morsa CompactGrip montata su Kitamura Mytrunnion 4G per la lavorazione di uno stampo nel settore plastica.

Compact Grip vise on Kitamura Mytrunnion-4G for machining a die mould used in the plastic industry



Morse CompactGrip su piastra Zero Point

CompactGrip vises on Zero Point plate

Piastra base con 6 Zero Point singoli per morsa CompactGrip Art.650 T2 per lavorazioni di piccoli particolari

Zero Point plate with 6 single Zero Point units for CompactGrip vises Art.650 T2 for small workpieces machining.



Un sistema completamente automatico

Fully automatic system

Morsa automatica GripMatic Art.670PN montata tramite robot su tavola Zero Point.

GripMatic automatic vises Art.670PN mounted by robot on Zero Point Plate

Tipo (grandezza) morsa / Vise type (size)
Art. 640

 Tipo / Type **1 e 2**

 Morsa autocentrante o eccentrica.
 Azionamento manuale.
 Serraggio meccanico

 Self-centering or eccentric vise.
 Manual operation
 Mechanical clamping

kN	1 16 kN	2 20 kN
A	65	95
A1	20	40
W	74	99
B	15	20
C	50	70
D	Ø120	Ø160
E	35	35
F	92	120
G	20	25
H	156	208
L	M12	M16
M	9	11
kg	4,9	11
Cod.	6.64.01000	6.64.02000
€	1.636	2.012

AMPLIA LE TUE APPLICAZIONI TRAMITE GLI ACCESSORI MODULARI !
Art. 641H

 Tipo / Type **1**

 Rialzo Semplice
 Simple Riser

B	50	75	100
Cod.	7.64.1H100AL /50	7.64.1H100AL /75	7.64.1H100AL /100
€	516	545	575


 Kit di fissaggio e allineamento morsa **incluso** - Vise fixing and alignment kit **included**
Art. 641H

 Tipo / Type **2**

 Rialzo Semplice
 Simple Riser


B	50	75	100
Cod.	7.64.1H200AL /50	7.64.1H200AL /75	7.64.1H200AL /100
€	516	545	575

 Kit di fissaggio e allineamento morsa **incluso** - Vise fixing and alignment kit **included**
Art. 645B

 Ganascia dolce
 Soft jaw


Cod.	6.64.5B100	6.64.5B200
€	89	106

Art. 645C

 Ganascia liscia
 Smooth jaw



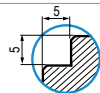
Cod.	6.64.5C100	6.64.5C200
€	89	106

Art. 645D

 Ganascia zigrinata
 Serrated jaw


Cod.	6.64.5D100	6.64.5D200
€	89	106

Art. 645E

 Ganascia a gradino
 Step jaw


Cod.	6.64.5E100	6.64.5E200
€	100	117

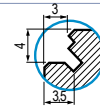
In Dotazione - Standard Equipment

Art. 645F

 Ganascia prismatica
 Prismatic jaw


Cod.	6.64.5F100	6.64.5F200
€	112	127

Art. 645T

 Ganascia GRIP
 GRIP jaw


Cod.	6.64.5T100	6.64.5T200
€	112	127

Dotazione standard:

- 1 chiave esagonale Art. 375 ■ 1 arresto laterale Art. 370
- 1 coppia di tasselli di posizionamento Art. 297
- 1 perno calibrato per centraggio Art. 640P*

*(Indicare dimensione in fase d'ordine)



Standard equipment:

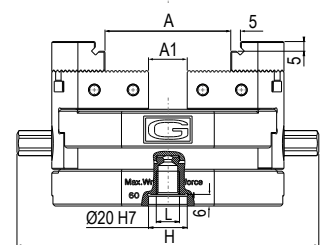
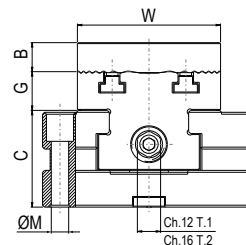
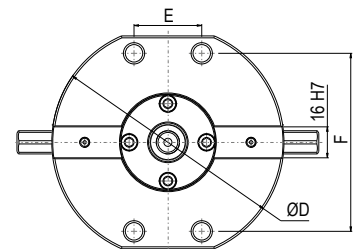
- 1 exagonal wrench Art. 375 ■ 1 workshop Art. 370
- 1 pair of positioning key-nuts Art. 297
- 1 calibrated centering pin Art. 640P*

*(Dimension to be advised at order)

Art. 640

 Tipo / Type **1 e 2**

 Esempio di ordine: Art. 640 tipo 1
 (Art.297 18mm + Art.640P 40mm)

 Example of order: Art. 640 type 1
 (Art.297 18mm + Art.640P 40mm)


Tipo (grandezza) morsa Vise type (size)	kN	3 30 kN
Art. 640 <i>Tipo / Type 3 x 166</i>	A	108
	A1	20
	W	138
	B	30
	C	58
	D	166
	E	-
	kg	13
	Cod.	7.64.03166
	€	2.341

Morsa autocentrante o eccentrica.
Azionamento manuale.
Serraggio meccanico

Self-centering or eccentric vise.
Manual operation
Mechanical clamping

Tipo (grandezza) morsa Vise type (size)	kN	3 30 kN
Art. 640 <i>Tipo / Type 3 x 266</i>	A	208
	A1	60
	W	138
	B	30
	C	58
	D	266
	E	200
	kg	20
	Cod.	7.64.03266
	€	2.452

Morsa autocentrante o eccentrica.
Azionamento manuale.
Serraggio meccanico

Self-centering or eccentric vise.
Manual operation
Mechanical clamping

UPGRADE YOUR VISE APPLICATIONS THROUGH MODULAR ACCESSORIES !

Art. 641H	B	50	75	100
<i>Tipo / Type 3 x 166</i>	Cod.	7.64.1H3166AL /50	7.64.1H3166AL /75	7.64.1H3166AL /100
	€	599	638	676

Rialzo Semplice
Simple Riser

Kit di fissaggio e allineamento morsa **incluso** - Vise fixing and alignment kit **included**

Art. 641H	B	50	75	100
<i>Tipo / Type 3 x 266</i>	Cod.	7.64.1H3266AL /50	7.64.1H3266AL /75	7.64.1H3266AL /100
	€	921	973	1.028

Rialzo Semplice
Simple Riser

Kit di fissaggio e allineamento morsa **incluso** - Vise fixing and alignment kit **included**

Art. 645B Ganascia dolce Soft jaw		Cod.	7.64.5B300	€	139
Art. 645C Ganascia liscia Smooth jaw		Cod.	7.64.5C300	€	139
Art. 645D Ganascia zigrinata Serrated jaw		Cod.	7.64.5D300	€	139
Art. 645E Ganascia a gradino Step jaw	 <i>In Dotazione - Standard Equipment</i>	Cod.	7.64.5E300	€	150
Art. 645F Ganascia prismatica Prismatic jaw		Cod.	7.64.5F300	€	161
Art. 645T Ganascia GRIP GRIP jaw		Cod.	7.64.5T300	€	161


Dotazione standard:
 ■ 1 chiave a pipa Art. 375 ■ 1 chiave a "T" Art. 376
 ■ 1 arresto laterale Art. 370 ■ 1 perno calibrato per centraggio e orientamento Art. 79* ■ 1 perno calibrato per centraggio Art. 640P*
 *(Indicare dimensione in fase d'ordine)

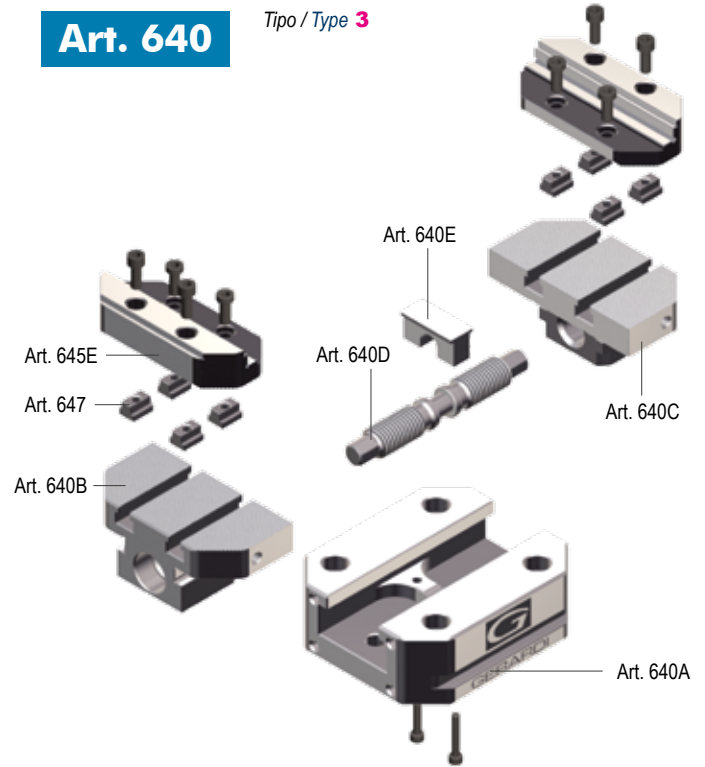
Standard equipment:
 ■ 1 box wrench Art. 375 ■ 1 "T" wrench Art. 376
 ■ 1 workstop Art. 370 ■ 1 calibrated centering and orientation pin Art. 79*
 ■ 1 calibrated centering pin Art. 640P*
 *(Dimension to be advised at order)

Art. 640 *Tipo / Type 3*

Esempio di ordine: Art. 640 tipo 3 x 166 (Art. 79 20mm + Art. 640P 40mm)
 Example of order: Art. 640 type 3 x 166 (Art. 79 20mm + Art. 640P 40mm)

Art. 640

 Tipo / Type **1 e 2**

Art. 640

 Tipo / Type **3**


Tipo (grandezza) / Type (size)	1	2	Tipo (grandezza) / Type (size)	3x166	3x266
Art. 641 Corpo base Base body	Cod. 6.64.11000 € 496	Cod. 6.64.12000 € 580	Art. 640A Corpo base Base body	Cod. 7.64.0A3166 € 686	Cod. 7.64.0A3266 € 796
Art. 642 Slitta integrale destra Solid slide right hand	Cod. 6.64.21000 € 244	Cod. 6.64.22000 € 332	Art. 640B Slitta integrale sinistra Solid slide left hand	Cod. 7.64.0B3166 € 398	Cod. 7.64.0B3266 € 420
Art. 643 Slitta integrale sinistra Solid slide left hand	Cod. 6.64.31000 € 244	Cod. 6.64.32000 € 332	Art. 640C Slitta integrale destra Solid slide right hand	Cod. 7.64.0C3166 € 398	Cod. 7.64.0C3266 € 420
Art. 644 Vite di bloccaggio Main screw	Cod. 6.64.41000 € 156	Cod. 6.64.42000 € 188	Art. 640D Vite di bloccaggio Main screw	Cod. 7.64.0D3166 € 222	Cod. 7.64.0D3266 € 232
Art. 645E Ganascia a gradino Step jaw	Cod. 6.64.5E100 € 100	Cod. 6.64.5E200 € 117	Art. 640E Forcella Yoke	Cod. 7.64.0E3166 € 244	Cod. 7.64.0E3266 € 244
Art. 646 Forcella Yoke	Cod. 6.64.61000 € 168	Cod. 6.64.62000 € 221	Art. 645E Ganascia a gradino Step jaw	Cod. 7.64.5E300 € 150	
Art. 647 Dado a T (Cad.) T nut (Each)	Cod. 6.64.71000 € 14	Cod. 6.64.72000 € 14	Art. 647 Dado a T (Cad.) T nut (Each)	Cod. 7.64.73000 € 17	

GANASCE PER MORSE MULTITASKING Art.640

JAWS FOR MULTITASKING VISES Art.640

Tipo (grandezza) / Type (size)		1	2	3																
	B	15	20	30																
	Y	27,5	32,5	50																
	W	74	99	138																
Art. 645B* Ganascia dolce Soft jaw			<table border="1"> <tr><td>K</td><td>20</td><td>30</td></tr> <tr><td>X</td><td>27,5</td><td>42,5</td></tr> <tr><td>Cod.</td><td>6.64.5B100</td><td>6.64.5B200</td></tr> <tr><td>€</td><td>89</td><td>106</td></tr> </table>	K	20	30	X	27,5	42,5	Cod.	6.64.5B100	6.64.5B200	€	89	106	<table border="1"> <tr><td>50</td></tr> <tr><td>-</td></tr> <tr><td>7.64.5B300</td></tr> <tr><td>139</td></tr> </table>	50	-	7.64.5B300	139
K	20	30																		
X	27,5	42,5																		
Cod.	6.64.5B100	6.64.5B200																		
€	89	106																		
50																				
-																				
7.64.5B300																				
139																				
Art. 645C* Ganascia liscia Smooth jaw			<table border="1"> <tr><td>Cod.</td><td>6.64.5C100</td><td>6.64.5C200</td></tr> <tr><td>€</td><td>89</td><td>106</td></tr> </table>	Cod.	6.64.5C100	6.64.5C200	€	89	106	<table border="1"> <tr><td>7.64.5C300</td></tr> <tr><td>139</td></tr> </table>	7.64.5C300	139								
Cod.	6.64.5C100	6.64.5C200																		
€	89	106																		
7.64.5C300																				
139																				
Art. 645D* Ganascia zigrinata Serrated jaw			<table border="1"> <tr><td>Cod.</td><td>6.64.5D100</td><td>6.64.5D200</td></tr> <tr><td>€</td><td>89</td><td>106</td></tr> </table>	Cod.	6.64.5D100	6.64.5D200	€	89	106	<table border="1"> <tr><td>7.64.5D300</td></tr> <tr><td>139</td></tr> </table>	7.64.5D300	139								
Cod.	6.64.5D100	6.64.5D200																		
€	89	106																		
7.64.5D300																				
139																				
Art. 645E* Ganascia a gradino Step jaw			<table border="1"> <tr><td>Cod.</td><td>6.64.5E100</td><td>6.64.5E200</td></tr> <tr><td>€</td><td>100</td><td>117</td></tr> </table>	Cod.	6.64.5E100	6.64.5E200	€	100	117	<table border="1"> <tr><td>7.64.5E300</td></tr> <tr><td>150</td></tr> </table>	7.64.5E300	150								
Cod.	6.64.5E100	6.64.5E200																		
€	100	117																		
7.64.5E300																				
150																				
Art. 645F* Ganascia prismatica Prismatic jaw			<table border="1"> <tr><td>ØA</td><td>7 ÷ 15</td><td>9 ÷ 20</td></tr> <tr><td>ØM</td><td>25 ÷ 70</td><td>35 ÷ 110</td></tr> <tr><td>Cod.</td><td>6.64.5F100</td><td>6.64.5F200</td></tr> <tr><td>€</td><td>112</td><td>127</td></tr> </table>	ØA	7 ÷ 15	9 ÷ 20	ØM	25 ÷ 70	35 ÷ 110	Cod.	6.64.5F100	6.64.5F200	€	112	127	<table border="1"> <tr><td>12 ÷ 30</td></tr> <tr><td>50 ÷ 160</td></tr> <tr><td>7.64.5F300</td></tr> <tr><td>161</td></tr> </table>	12 ÷ 30	50 ÷ 160	7.64.5F300	161
ØA	7 ÷ 15	9 ÷ 20																		
ØM	25 ÷ 70	35 ÷ 110																		
Cod.	6.64.5F100	6.64.5F200																		
€	112	127																		
12 ÷ 30																				
50 ÷ 160																				
7.64.5F300																				
161																				
Art. 645T* Ganascia GRIP Jaw			<table border="1"> <tr><td>Cod.</td><td>6.64.5T100</td><td>6.64.5T200</td></tr> <tr><td>€</td><td>112</td><td>127</td></tr> </table>	Cod.	6.64.5T100	6.64.5T200	€	112	127	<table border="1"> <tr><td>7.64.5T300</td></tr> <tr><td>161</td></tr> </table>	7.64.5T300	161								
Cod.	6.64.5T100	6.64.5T200																		
€	112	127																		
7.64.5T300																				
161																				

* Viti per fissaggio a richiesta €10 Fixing screws on request €10

Tipo (grandezza) / Type (size)		1	2	3											
Art. 79 Perno calibrato per centraggio e orientamento Calibrated centering and orientation pin			<table border="1"> <tr><td>ØB</td><td>-</td><td>-</td><td>10-12-14-16-18-20</td></tr> <tr><td>Cod.</td><td>-</td><td>-</td><td>7.79.20M16/ØB</td></tr> <tr><td>€</td><td>-</td><td>-</td><td>15</td></tr> </table>	ØB	-	-	10-12-14-16-18-20	Cod.	-	-	7.79.20M16/ØB	€	-	-	15
ØB	-	-	10-12-14-16-18-20												
Cod.	-	-	7.79.20M16/ØB												
€	-	-	15												
Art. 297 Coppia di tasselli di posizionamento completi di vite M5 x 10 Pair of positioning key-nuts with M5 x 10 clamping screw			<table border="1"> <tr><td>B</td><td>10 - 12 - 14 - 16 - 18 - 20 - 22 - 24 - 28 - 36</td><td>-</td></tr> <tr><td>Cod.</td><td>2.29.71000/B</td><td>-</td></tr> <tr><td>€</td><td>29</td><td>-</td></tr> </table>	B	10 - 12 - 14 - 16 - 18 - 20 - 22 - 24 - 28 - 36	-	Cod.	2.29.71000/B	-	€	29	-			
B	10 - 12 - 14 - 16 - 18 - 20 - 22 - 24 - 28 - 36	-													
Cod.	2.29.71000/B	-													
€	29	-													
Art. 640P Perno calibrato per centraggio Calibrated centering pin			<table border="1"> <tr><td>ØB</td><td>20 - 30 - 38,1 - 50 - 50,8</td><td>-</td></tr> <tr><td>Cod.</td><td>7.64.0P100</td><td>7.64.0P200</td><td>7.64.0P300</td></tr> <tr><td>€</td><td>24</td><td>29</td><td>34</td></tr> </table>	ØB	20 - 30 - 38,1 - 50 - 50,8	-	Cod.	7.64.0P100	7.64.0P200	7.64.0P300	€	24	29	34	
ØB	20 - 30 - 38,1 - 50 - 50,8	-													
Cod.	7.64.0P100	7.64.0P200	7.64.0P300												
€	24	29	34												

* Specificare sempre quota B - Specify always B dimension

Tipo (grandezza) morsa / Vise type (size)	1	2
kN	20 kN	26 kN
Ø A	30 ÷ 45	45 ÷ 70
W	74	99
B	60	80
C	50	70
D	Ø120	Ø160
E	35	35
F	92	120
G	30	40
H	156	208
L	M12	M16
M	Ø9	Ø11
kg	5	10
Cod.	7.64.0J100	7.64.0J200
€	1.691	2.067

Art. 640J

 Tipo / Type **1 e 2**

 Morsa autocentrante o eccentrica.
 Azionamento manuale.
 Serraggio meccanico

 Self-centering or eccentric vise.
 Manual operation
 Mechanical clamping

Art. 641H

 Tipo / Type **1**

 Rialzo Semplice
 Simple Riser

B	50	75	100
Cod.	7.64.1H100AL /50	7.64.1H100AL /75	7.64.1H100AL /100
€	516	545	575

 Kit di fissaggio e allineamento morsa **incluso** - Vise fixing and alignment kit **included**

Art. 641H

 Tipo / Type **2**

 Rialzo Semplice
 Simple Riser

B	50	75	100
Cod.	7.64.1H200AL /50	7.64.1H200AL /75	7.64.1H200AL /100
€	516	545	575

 Kit di fissaggio e allineamento morsa **incluso** - Vise fixing and alignment kit **included**

Art. 655B

 Piastra ganascia dolce
 Soft jaw-plate


Cod.	7.65.5B100	7.65.5B200
€	68	78

Art. 655C

 Piastra ganascia liscia
 Smooth jaw-plate


Cod.	7.65.5C100	7.65.5C200
€	78	89

Art. 655D

 Piastra ganascia zigrinata
 Serrated jaw-plate


Cod.	7.65.5D100	7.65.5D200
€	78	89

Art. 655F

 Piastra ganascia prismatica
 Prismatic jaw-plate


Ø	10 ÷ 18	10 ÷ 30
Cod.	7.65.5F118	7.65.5F230
Ø	15 ÷ 23 * 23 ÷ 30	25 ÷ 45
Cod.	7.65.5F123	7.65.5F245
€	89	100

 * Per Ø 23+30 ingombro max. (D1) = 132mm Ø (anziché 120mm)
 For Ø 23+30 max overall dimension (D1) Ø132mm (instead of 120mm)

Art. 655J

 Coppia di ganasce integrali prismatiche
 Prismatic solid jaws (1 pair)


	30 ÷ 45	45 ÷ 70
Cod.	7.65.5J100	7.65.5J200
€	410	520

Da usare in coppia / To be used as a pair

In Dotazione - Standard Equipment

Dotazione standard:

- 1 chiave esagonale Art. 375 ■ 1 arresto laterale Art. 370
- 2 coppie di piastre Art. 655F (Tot. 4 pezzi) ■ 1 coppia di piastre dolci Art. 655B
- 1 coppia di tasselli di posizionamento Art. 297*
- 1 perno calibrato per centraggio Art. 640P*

*(Indicare dimensione in fase di ordine)

Art. 655J



- Art. 297
- Art. 640P
- Art. 655F (Ø min)
- Art. 655F (Ø max)
- Art. 655B
- Art. 375
- Art. 370

Standard equipment:

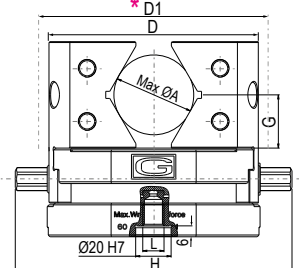
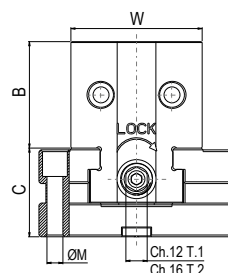
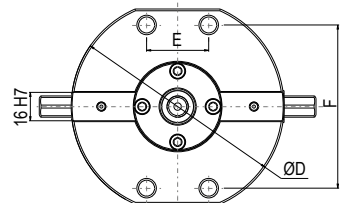
- 1 exagonal wrench Art. 375 ■ 1 workshop Art. 370
- 2 pair of plates Art. 655F (Tot. 4 pcs) ■ 1 pair soft jaw plates Art. 655B
- 1 pair of positioning key-nuts Art. 297*
- 1 calibrated centering pin Art. 640P*

*(Dimension to be advised at order)

Art. 640J

 Tipo / Type **1 e 2**


 Esempio di ordine: Art. 640J tipo 2
 (Art.297 16mm + Art.640P 30mm)

 Example of order: Art. 640J type 2
 (Art.297 16mm + Art.640P 30mm)


Tipo (grandezza) morsa
Vise type (size)

Art. 640J Tipo / Type **3 x 166**

Morsa autocentrante o eccentrica.
Azionamento manuale.
Serraggio meccanico



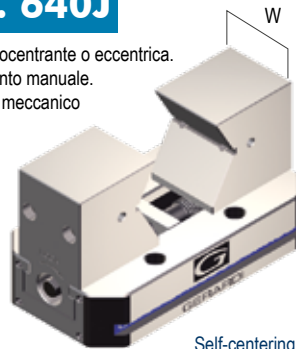
Self-centering or eccentric vise.
Manual operation
Mechanical clamping

	3
Ø A	44 ÷ 68
A1	-
W	78
B	75
C	58
D	166
E	-
G	45
kg	15
Cod.	7.64.0J310
€	2.582

Tipo (grandezza) morsa
Vise type (size)

Art. 640J Tipo / Type **3 x 266**

Morsa autocentrante o eccentrica.
Azionamento manuale.
Serraggio meccanico



Self-centering or eccentric vise.
Manual operation
Mechanical clamping

	3
Ø A	48 ÷ 102
A1	66
W	78
B	95
C	58
D	266
E	200
G	55
kg	22
Cod.	7.64.0J320
€	2.673

UPGRADE YOUR VISE APPLICATIONS THROUGH MODULAR ACCESSORIES !

Art. 641H

Tipo / Type **3 x 166**

Rialzo Semplice
Simple Riser



B	50	75	100
Cod.	7.64.1H3166AL /50	7.64.1H3166AL /75	7.64.1H3166AL /100
€	599	638	676

Art. 641H

Tipo / Type **3 x 266**

Rialzo Semplice
Simple Riser




B	50	75	100
Cod.	7.64.1H3266AL /50	7.64.1H3266AL /75	7.64.1H3266AL /100
€	921	973	1.028

 Kit di fissaggio e allineamento morsa **incluso** - Vise fixing and alignment kit **included**

 Kit di fissaggio e allineamento morsa **incluso** - Vise fixing and alignment kit **included**

Art. 655B

Piastra ganascia dolce
Soft jaw-plate




Cod.	7.65.5B316
€	89

Cod.	7.65.5B316
€	89

Art. 655C

Piastra ganascia liscia
Smooth jaw-plate



Cod.	7.65.5C316
€	100

Cod.	7.65.5C316
€	100

Art. 655D

Piastra ganascia zigrinata
Serrated jaw-plate



Cod.	7.65.5D316
€	100

Cod.	7.65.5D316
€	100

Art. 655F

Piastra ganascia prismatica
Prismatic jaw-plate




Tipo / Type	3 x 166	3 x 266	3 x 166	3 x 266
Ø Min / Ø Max	12 ÷ 32	14 ÷ 34	16 ÷ 36	18 ÷ 45
Ø Min / Ø Max	12 ÷ 38	14 ÷ 48	16 ÷ 58	24 ÷ 65
Cod	7.65.5F330	7.65.5F335	7.65.5F345	7.65.5F350
€	112			

Cod	7.65.5F330	7.65.5F335	7.65.5F345	7.65.5F350
€	112			

Art. 655J

Coppia di ganasce integrali prismatiche
Prismatic solid jaws (1 pair)



Ø	44 ÷ 68	48 ÷ 102
Cod.	7.65.5J316	7.65.5J326
€	630	652


Ø	44 ÷ 68	48 ÷ 102
Cod.	7.65.5J316	7.65.5J326
€	630	652

In Dotazione - Standard Equipment

Dotazione standard:

- 1 chiave a pipa Art. 375 ■ 1 arresto laterale Art. 370
- 2 coppie di piastre Art. 655F (Tot. 4 pezzi) ■ 1 coppia di piastre dolci Art. 655B
- 1 perno calibrato per centraggio e orientamento Art. 79*
- 1 perno calibrato per centraggio Art. 640P*

*(Indicare dimensione in fase di ordine)



Standard equipment:

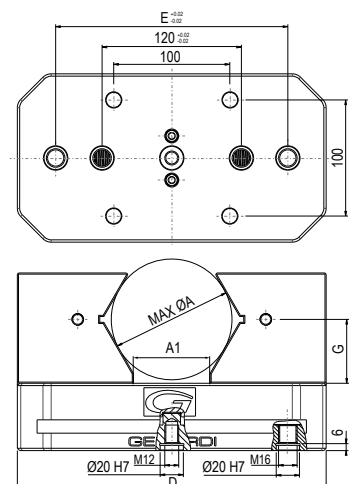
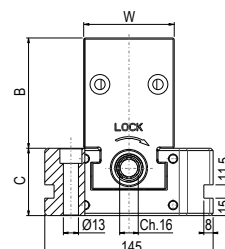
- 1 box wrench Art. 375 ■ 1 workstop Art. 370
- 2 pair of plates Art. 655F (Tot. 4 pcs) ■ 1 pair soft jaw plates Art. 655B
- 1 calibrated centering and orientation pin Art. 79* ■ 1 calibrated centering pin Art. 640P*

*(Dimension to be advised at order)

Art. 640J Tipo / Type **3**


Esempio di ordine: Art. 640J tipo 3 x 266
(Art. 79 20mm + Art. 640P 30mm)

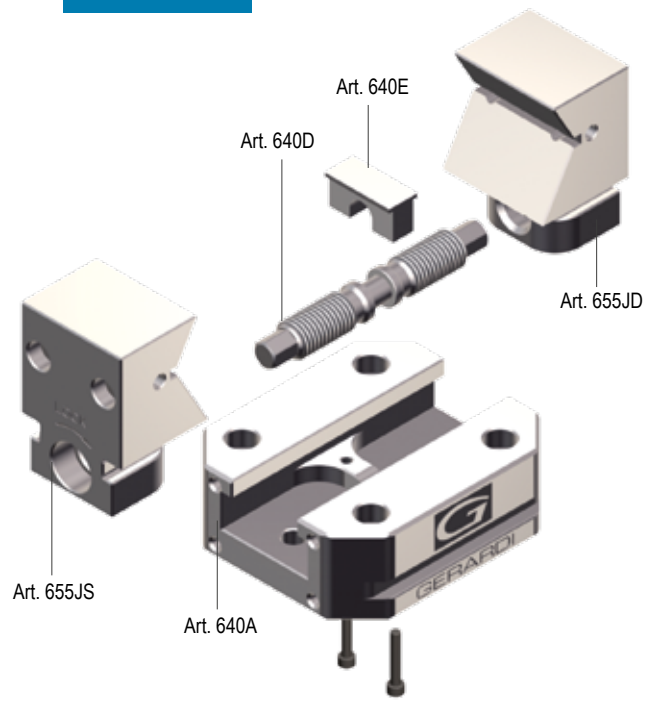
Example of order: Art. 640J type 3 x 266
(Art. 79 20mm + Art. 640P 30mm)



Art. 640J

 Tipo / Type **1 e 2**

Art. 640J

 Tipo / Type **3**


Tipo (grandezza) / Type (size)	1	2
Art. 641	Cod. 6.64.11000	6.64.12000
Corpo base Base body	€ 496	580

Tipo (grandezza) / Type (size)	1	2
Art. 644	Cod. 6.64.41000	6.64.42000
Vite di bloccaggio Main screw	€ 156	188

Tipo (grandezza) / Type (size)	1	2
Art. 645JD*	Cod. 7.64.5JD10	7.64.5JD20
Ganascia integrale prismatica dx Solid prismatic right jaw	€ 206	259

Tipo (grandezza) / Type (size)	1	2
Art. 645JS*	Cod. 7.64.5JS10	7.64.5JS20
Ganascia integrale prismatica sx Solid prismatic left jaw	€ 206	259

Tipo (grandezza) / Type (size)	1	2
Art. 646	Cod. 6.64.61000	6.64.462000
Forcella Yoke	€ 168	221

Tipo (grandezza) / Type (size)	3x166	3x266
Art. 640A	Cod. 7.64.0A3166	7.64.0A3266
Corpo base Base body	€ 686	796

Tipo (grandezza) / Type (size)	3x166	3x266
Art. 640D	Cod. 7.64.0D3166	7.64.0D3266
Vite di bloccaggio Main screw	€ 222	232

Tipo (grandezza) / Type (size)	3x166	3x266
Art. 640E	Cod. 7.64.0E3166	7.64.0E3266
Forcella Yoke	€ 244	244

Tipo (grandezza) / Type (size)	3x166	3x266
Art. 655JD*	Cod. 7.65.5JD316	7.65.5JD326
Ganascia integrale prismatica dx Solid prismatic right jaw	€ 315	326


Tipo (grandezza) / Type (size)	3x166	3x266
Art. 655JS*	Cod. 7.65.5JS316	7.65.5JS326
Ganascia integrale prismatica sx Solid prismatic left jaw	€ 315	326

* **Art. 655JS** + **Art. 655JD** = **Art. 655J**
 Tipo / Type **1-2**

* **Art. 645JS** + **Art. 645JD** = **Art. 655J**
 Tipo / Type **3**

GANASCE & PIASTRE GANASCE PER MORSE MULTITASKING Art.640J


JAWS & JAW PLATES FOR MULTITASKING VISES Art.640J


Tipo (grandezza) / Type (size)	1	2	3	
Art. 655J				
Tipo / Type 1-2 Coppia di ganasce integrali prismatiche Prismatic solid jaws (1 pair)				
	W	74	99	78
	K	60	80	75
	X	49	59	59
	Ø	30 ÷ 45	45 ÷ 70	44 ÷ 68
	Cod.	7.65.5J100	7.65.5J200	7.65.5J316
	€	410	520	630
				652


In Dotazione - Standard Equipment


Art. 655J				
Tipo / Type 3				
	W			
	X			
	K			
	Cod.			
	€			

In Dotazione - Standard Equipment

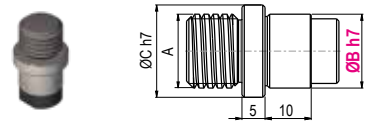
Art. 655B			
Piastra ganascia dolce Soft jaw-plate			
	K	55	70
	X	38	54
	Cod.	7.65.5B100	7.65.5B200
	€	68	78
			89

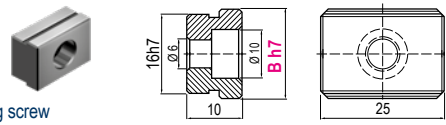
Art. 655C			
Piastra ganascia liscia Smooth jaw-plate			
	K	55	70
	X	23	32
	Cod.	7.65.5C100	7.65.5C200
	€	78	89
			100

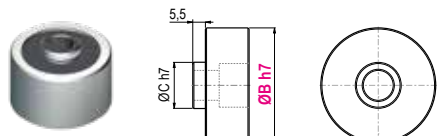
Art. 655D			
Piastra ganascia zigrinata Serrated jaw-plate			
	K	55	70
	X	23	32
	Cod.	7.65.5D100	7.65.5D200
	€	78	89
			100

Tipo (grandezza) / Type (size)	1	2	3x166	3x266
Art. 655F				
Piastra ganascia prismatica Prismatic jaw-plate				
	K	43	54	60
	X	17	22	24
	Ø	10 ÷ 18	10 ÷ 30	12 ÷ 32
	Cod.	7.65.5F118	7.65.5F230	7.65.5F330
	Ø	15 ÷ 23-23 ÷ 30*	25 ÷ 45	14 ÷ 34
	Cod.	7.65.5F123	7.65.5F245	7.65.5F335
	Ø	-	-	16 ÷ 36
	Cod.	-	-	7.65.5F345
	Ø	-	-	18 ÷ 45
	Cod.	-	-	7.65.5F350
	€	89	100	112

 * Per Ø 23=30 ingombro max. (D1) = 132mm Ø (anziché 120mm)
 For Ø 23=30 max overall dimension (D1) Ø132mm (instead of 120mm)

Tipo (grandezza) / Type (size)	1	2	3
Art. 79			
Perno calibrato per centraggio e orientamento Calibrated centering and orientation pin			
	ØB	-	-
			10-12-14-16-18-20
	Cod.	-	-
			7.79.20M16/ØB
	€	-	-
			15

Art. 297			
Coppia di tasselli di posizionamento completi di vite M5 x 10 Pair of positioning key-nuts with M5 x 10 clamping screw			
	B	10 - 12 - 14 - 16 - 18 - 20 - 22 - 24 - 28 - 36	-
	Cod.	2.29.71000/B	-
	€	29	-


Art. 640P			
Perno calibrato per centraggio Calibrated centering pin			
	ØB	30 - 38,1 - 50 - 50,8	
	Cod.	7.64.OP100	7.64.OP200
			7.64.OP300
	€	24	29
			34

* Specificare sempre quota B - Specify always B dimension

RIALZI IN ALLUMINIO PER MORSE ART.640

ALUMINUM RISERS FOR VISES ART.640

Tipo (grandezza) rialzo Riser type	1			2			
Art. 641H <i>Tipo / Type 1 e 2</i>	ØA	120			160		
Rialzo semplice, compatibile con il sistema Zero Point	B	50	75	100	50	75	100
	kg	3	4,5	5,4	3,5	4,9	6,4
	Cod.	7.64.1H100AL/050	7.64.1H100AL/075	7.64.1H100AL/100	7.64.1H200AL/050	7.64.1H200AL/075	7.64.1H200AL/100
	€	516	545	575	516	545	575


 Simple riser
Zero Point ready


 Kit di fissaggio e allineamento rialzo **non incluso** / Riser fixing and alignment kit **not included**

Tipo (grandezza) rialzo / Riser type (size)	3 x 166		
Art. 641H <i>Tipo / Type 3 x 166</i>	A	166	
Rialzo semplice, compatibile con il sistema Zero Point	B	50	100
	C	230	
	D	190	
	kg	3,8	6,8
	Cod.	7.64.1H3166AL/050	7.64.1H3166AL/100
	€	599	676


 Simple riser
Zero Point ready

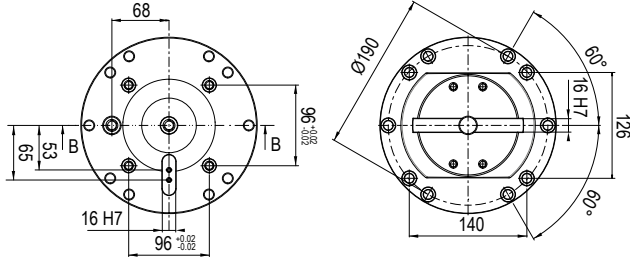
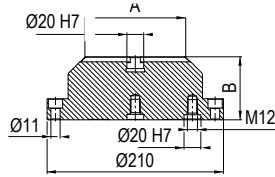
 Kit di fissaggio e allineamento rialzo **non incluso** / Riser fixing and alignment kit **not included**

Tipo (grandezza) rialzo / Riser type (size)	3 x 266		
Art. 641H <i>Tipo / Type 3 x 266</i>	A	266	
Rialzo semplice, compatibile con il sistema Zero Point	B	50	100
	C	310	
	D	286	
	kg	5,8	10,7
	Cod.	7.64.1H3266AL/050	7.64.1H3266AL/100
	€	921	1.028


 Simple riser
Zero Point ready

 Kit di fissaggio e allineamento rialzo **non incluso** / Riser fixing and alignment kit **not included**

NEW 2021
PIASTRE di INTERFACCIA
INTERFACE PLATES
NEW 2021
Tipo (grandezza)
 Riser (type) size

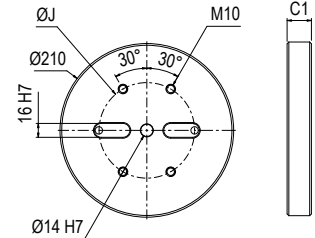
1 e 2
Art. 641H

Tipo (grandezza)
 Riser (type) size

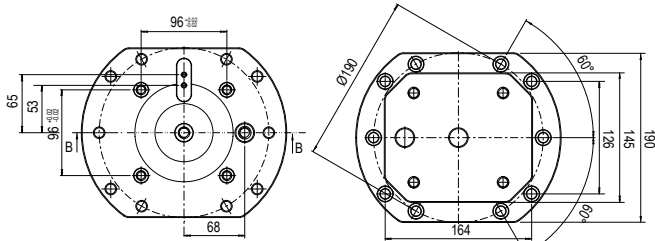
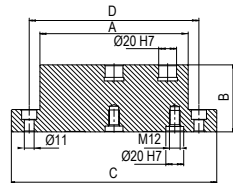
1 e 2
Art. 62K
Multitasking

 Piastra di interfaccia lavorabile
 Machineable interface plate

ØJ	190
C1	28
Cod.	7.62.K641H21

€	266
---	------------


 Kit di fissaggio al rialzo **incluso** / Riser fixing and positioning kit **included**
Tipo (grandezza)
 Riser (type) size

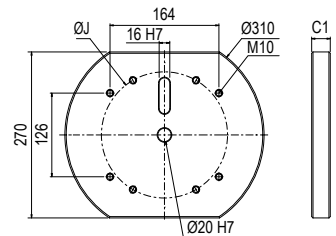
3 x 166
Art. 641H

Tipo (grandezza)
 Riser (type) size

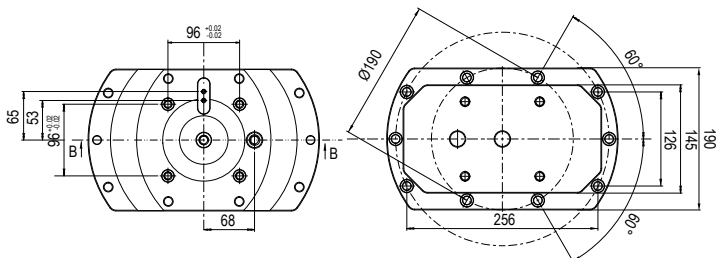
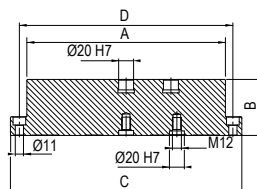
3 x 166
Art. 62K
Multitasking

 Piastra di interfaccia lavorabile
 Machineable interface plate

ØJ	190
C1	28
Cod.	7.62.K641H31

€	300
---	------------


 Kit di fissaggio al rialzo **incluso** / Riser fixing and positioning kit **included**
Tipo (grandezza)
 Riser (type) size

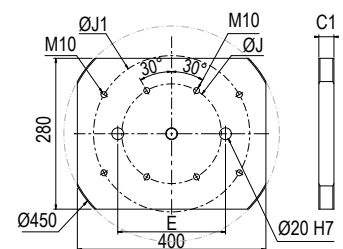
3 x 266
Art. 641H

Tipo (grandezza)
 Riser (type) size

3 x 266
Art. 62K
Multitasking

 Piastra di interfaccia lavorabile
 Machineable interface plate

ØJ	260
C1	28
Cod.	7.62.K641H45

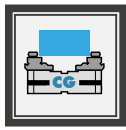
€	461
---	------------


 Kit di fissaggio al rialzo **incluso** / Riser fixing and positioning kit **included**

MORSE COMPACT GRIP

COMPACT GRIP VISES

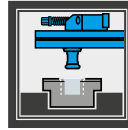
Esempi applicativi su centri a 5 assi - Application example on 5 axis machine



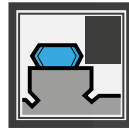
Morse Compact Grip
Compact Grip vises




lavorazioni a 5 assi
5 axis machining



Predisposizione
Zero Point
Zero Point ready





Inseriti GRIP
GRIP inserts



Art.650 Compact Grip

La novità assoluta per centri a 5 assi e sistemi multipli sono le morse autocentranti Compact Grip. Il loro nome accosta le principali peculiarità della morsa date dall'estrema compattezza e maneggevolezza al nome del sistema di inserti che adotta, cosiddetto "GRIP". Questo sistema consiste in una gamma di inserti ganascia modulari montati sopra al corpo ganascia principale con la funzione di serrare il particolare da lavorare tramite dei denti affilati o conformati a seconda del tipo di materiale e di durezza.


The absolute news for 5 axis machine centres and new multiclamping system are the self-centering Compact Grip vises. Their name identifies the main vise features which are the extreme compactness and easiest handling and the system of inserts which adopts, so called "GRIP". This system includes a range of jaw plates assembled on the top of the main jaw with the function of clamping the workpiece through sharp or duly shaped teeth according to the material type and hardness to clamp.



Tramite l'inserto Grip si esegue la sgrossatura e la finitura del pezzo sui cinque lati.
Through the Grip insert you can rough mill and finish the workpiece on five sides.



Dettaglio Inserto Grip.
Insert Grip detail.

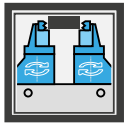


Tramite il gradino liscio della ganascia si rimuove il sovrametallo rimanente e si finisce il particolare.
Then through the smooth jaw step you can remove the remaining stock allowance from the workpiece and finish the workpiece.

MORSE FMS

FMS VISES

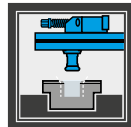
Esempi applicativi su centri a 5 assi - Application example on 5 axis machine




Ganasce alte e rialzate
High and raised jaws



lavorazioni a 5 assi
5 axis machining



Predisposizione
Zero Point
Zero Point ready





Art.868 FMS series

Grazie all'estrema versatilità del sistema modulare Gerardi anche le morse FMS, adeguatamente riconfigurate, possono rientrare nella cosiddetta categoria di morse Multitasking per centri di lavoro a 5 assi.

Basterà quindi montare la base mobile Art.814 con le relative ganasce Art.805V sul modulo base universale Art.855.

Thanks to the extreme versatility of the Gerardi Modular System even the FMS vises, properly reconfigured, can be used as Multitasking vises for 5 axis machine centres.

It will be enough to assemble the movable base Art.814 with the Art.805V jaws on the universal vise base module Art.855



Particolare sollevato tramite base mobile Art.814
Workpiece raised by movable base Art.814




Dettaglio serraggio tramite piastrina GRIP Art.247T
Detail of clamping by GRIP jaw plate Art.247T

Tipo (grandezza) morsa / Vise type (size)	1			2		
	kN	12 kN		22 kN		
Art. 650 Tipo / Type 1x120	A	54	94	134		
	W	50	50	50		
	E	80	120	160		
	kg	1,9	2,7	3,4		
	Cod.	7.65.01080	7.65.01120	7.65.01160		
	€	684	789	894		

Morsa Autocentrante con ganasce reversibili, ideale per centri a 5 assi.




Self-centering vise with reversible jaws. Ideal for five axis centres.

Art. 650 Tipo / Type **2x160**

AMPLIA LE TUE APPLICAZIONI TRAMITE GLI ACCESSORI MODULARI !

Art. 651H	1			2		
	B	100				
Cod.	7.65.1H1080 / 100	7.65.1H1120 / 100	7.65.1H1160 / 100			
€	384	474	575			

Tipo / Type **1**
Rialzo Semplice
Simple Riser



Kit di fissaggio e allineamento morsa **incluso** - Vise fixing and alignment kit **included**

Art. 651H	2			
	B	100		
Cod.	7.65.1H1080 / 100	7.65.1H1120 / 100	7.65.1H1160 / 100	
€	384	474	575	


Tipo / Type **2**
Rialzo Semplice
Simple Riser



Kit di fissaggio e allineamento morsa **incluso**

Art. 660	52 mm			
	Cod.	9.66.05200		
€	693			


Tavola Quick change
Quick change table



Vedi gamma completa - See the complete range Page 7.32 / 7.33

Art. 660	52 mm			
	Cod.	9.66.05200		
€	693			

Tavola Quick change
Quick change table



Vedi gamma completa Pag. 7.32 / 7.33

Art. 650X	7.65.0X1000			
	Cod.	7.65.0X1000		
€	150			

Ganascia fissa intermedia
Intermedie fixie jaw



In fase d'ordine specificare il tipo di inserto, vedi pag. 7.27 / In case of order always specify the type of insert, see page 7.27

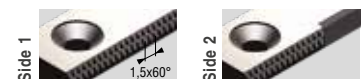
Art. 650X	7.65.0X1000			
	Cod.	7.65.0X1000		
€	150			

Ganascia fissa intermedia
Intermedie fixie jaw



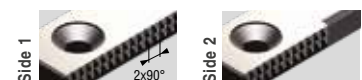
Art. 650T G01	7.65.0T1000/G01			
	Cod.	7.65.0T1000/G01		
€	35			

Inserto ganascia
Top jaw insert
GRIP (Passo - Pitch 1,5mm)



Art. 650T G02	7.65.0T1000/G02			
	Cod.	7.65.0T1000/G02		
€	35			

Inserto ganascia
Top jaw insert
GRIP (Passo - Pitch 2mm)



Art. 650T G11	7.65.0T1000/G11			
	Cod.	7.65.0T1000/G11		
€	35			

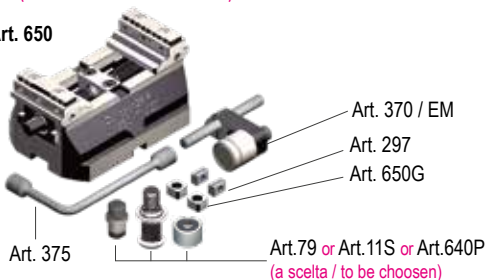
Inserto ganascia
Top jaw insert
GRIP (Passo - Pitch 11mm)



Dotazione standard:

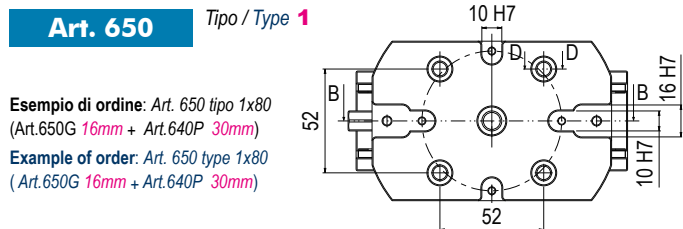
- 1 chiave a pipa Art.375 ■ 1 arresto laterale Art.370EM ■ 1 coppia di tasselli per regolazione autocentrante Art. 297 ■ 2 tasselli di posizionamento Art.650G*
- 1 perno calibrato per centraggio e orientamento Art.79 oppure 1 tirante zero point Art.115 oppure 1 perno calibrato per centraggio Art.640P*
- * (Indicare dimensione in fase di ordine)

Art. 650




Standard equipment:

- 1 box wrench Art.375 ■ 1 workshop Art.370EM ■ 1 pair of self-centering key-nuts Art. 297
- 2 positioning key-nuts Art.650G* ■ 1 calibrated centering and orientation pin Art.79 or 1 pull stud for zero point Art.115 or 1 calibrated centering pin Art.640P*
- * (Dimension to be advised at order)



kN	2 22 kN				3 32 kN				
	A	96	136	176	216	133	183	233	283
W	88	88	88	88	123	123	123	123	123
E	120	160	200	240	160	210	260	310	360
kg	3,6	4,4	5,2	5,8	9,1	10,9	12,8	14,8	17
Cod.	7.65.02120	7.65.02160	7.65.02200	7.65.02240	7.65.03160	7.65.03210	7.65.03260	7.65.03310	7.65.03360
€	841	946	1.051	1.156	1.366	1.576	1.787	2.102	2.312

Art. 650

 Tipo / Type **3x310**

UPGRADE YOUR VISE APPLICATIONS THROUGH MODULAR ACCESSORIES !

B	100				100				
Cod.	7.65.1H2120 / 100	7.65.1H2160 / 100	7.65.1H2200 / 100	7.65.1H2240 / 100	7.65.1H3160 / 100	7.65.1H3210 / 100	7.65.1H3260 / 100	7.65.1H3310 / 100	7.65.1H3360 / 100
€	575	575	575	721	676	676	1.028	1.062	1.231

Art. 651H

 Tipo / Type **3**

 Rialzo Semplice
 Simple Riser


 Kit di fissaggio e allineamento morsa **incluso** - Vise fixing and alignment kit **included**

 Vise fixing and alignment kit **included**
Art. 660

Cod. 9.66.05200

 € **693**
Art. 660

 Interasse / Type **96 mm**

 Tavola Quick change
 Quick change table


9.66.09600

998

See the complete range Page 7.32 / 7.33

Vedi gamma completa - See the complete range Page 7.32 / 7.33

Cod. 7.65.0X2000

 € **174**
Art. 650X

 Ganascia fissa intermedia
 Intermedia fixie jaw


7.65.0X3000

194

In fase d'ordine specificare il tipo di inserto, vedi pag. 7.27 / In case of order always specify the type of insert, see page 7.27

Cod. 7.65.0T2000/G01

 € **45**
Art. 650T G01

 Per materiali di durezza normale
 For standard workpieces hardness clamping

7.65.0T3000/G01

70

Cod. 7.65.0T2000/G02

 € **45**
Art. 650T G02

 Per materiali di notevole durezza
 For hardened workpieces clamping

7.65.0T3000/G02

70

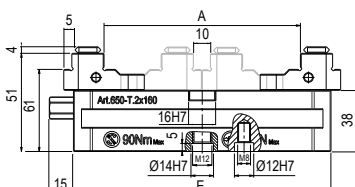
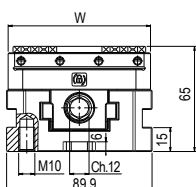
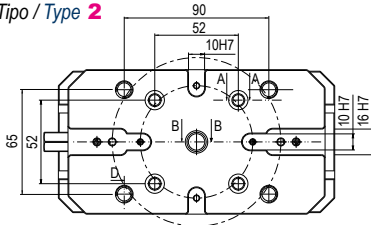
Cod. 7.65.0T2000/G11

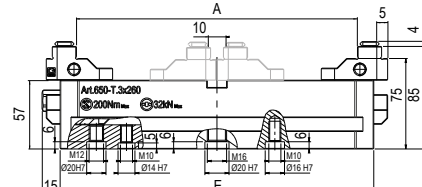
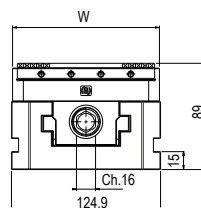
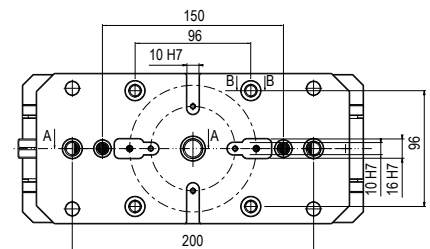
 € **45**
Art. 650T G11

 Per materiali teneri
 For soft material clamping

7.65.0T3000/G11


70
Art. 650

 Tipo / Type **2**

Art. 650

 Tipo / Type **3**


Tipo (grandezza) morsa / Vise (type) size
kN
2
22 kN
Art. 950

 Tipo / Type **2x160**

 Morsa Autocentrante Compact Grip
 con ganasce lavorabili in acciaio,
 ideale per centri a 5 assi

 Self-centering Compact Grip
 vise with **machineable steel jaws**,
 Ideal for five axis centres.

A	45	85	125	165
W	128			
B	93			
C	38			
C1	53			
D	89,9			
E	120	160	200	240
F	52			
G	49			
L	Ø12			
L1	M8			
kg	7,9	8,6	9,4	10,1
Cod.	7.95.02120	7.95.02160	7.95.02200	7.95.02240
€	1.089	1.167	1.251	1.351

Per morsa T.1 utilizzare ganasacia Art.650BM / CM (pag.7.30) / For vise T.1 use jaw Art.650BM / CM (see pag. 7.30)

AMPLIA LE TUE APPLICAZIONI TRAMITE GLI ACCESSORI MODULARI !
Art. 651H

 Tipo / Type **2**

 Rialzo Semplice
 Simple Riser


B	100			
Cod.	7.65.1H2120 / 100	7.65.1H2160 / 100	7.65.1H2200 / 100	7.65.1H2240 / 100
€	575	575	575	721

 Kit di fissaggio e allineamento morsa **incluso** - Vise fixing and alignment kit **included**
Art. 660


 Interasse / Type **52 mm**

 Tavola Quick change
 Quick change table


Cod.	9.66.05200			
€	693			


Vedi gamma completa - See the complete range Page 7.32 / 7.33

Art. 950B

 Slitta **DESTRA** con chiavette
 Solid hardened slide **RIGHT HAND**
 with positioning key nuts


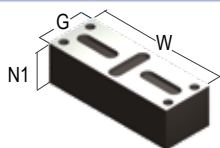
Cod.	7.95.0B2000			
€	180			

Art. 950C

 Slitta **SINISTRA** con chiavette
 Solid hardened slide **LEFT HAND**
 with positioning key nuts


Cod.	7.95.0C2000			
€	180			

Art. 950D

 Ganasce lavorabile in acciaio
 Machineable steel jaw


Cod.	7.95.0D2000			
€	64			

Dotazione standard:

- 1 chiave a pipa Art.375 ■ 1 arresto laterale Art.370EM ■ 1 coppia di tasselli per regolazione autocentrante Art. 297 ■ 2 tasselli di posizionamento Art.650G* ■ 1 perno calibrato per centraggio e orientamento Art.79 oppure 1 tirante zero point Art.11S oppure 1 perno calibrato per centraggio Art.640P*
 *(Indicare dimensione in fase di ordine)

Art. 950


Art. 370 / EM

 Art. 297
 Art. 650G

Art. 375

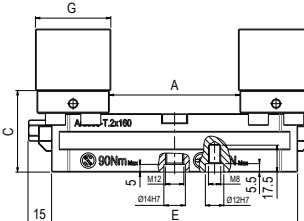
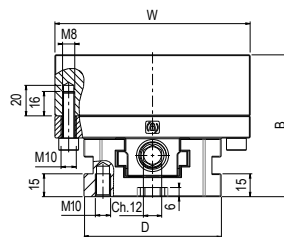
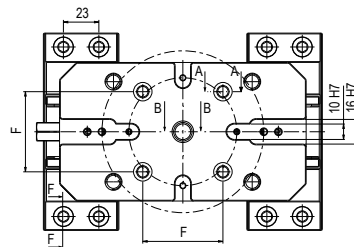
 Art.640P or Art.79 or Art.11S
 (a scelta / to be chosen)

Standard equipment:

- 1 box wrench Art.375 ■ 1 workstop Art.370EM ■ 1 pair of self-centering key-nuts Art. 297 ■ 2 positioning key-nuts Art.650G* ■ 1 calibrated centering and orientation pin Art.79 or 1 pull stud for zero point Art.11S or 1 calibrated centering pin Art.640P*
 *(Dimension to be advised at order)

Art. 950

 Tipo / Type **2**
Esempio di ordine: Art. 950 tipo 2x120
 (Art.650G 16mm + Art.640P 30mm)

Example of order: Art. 950 type 2x120
 (Art.650G 16mm + Art.640P 30mm)


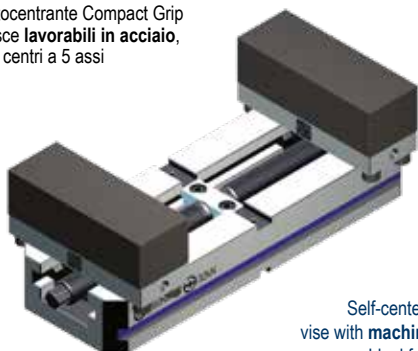
Tipo (grandezza) morsa / Vise (type) size

	3				
	32 kN				
	kN				
A	71	121	171	221	271
W			160		
B			124		
C			57		
C1			77		
D			124,9		
E	160	210	260	310	360
F			96		
G			59		
L			Ø16		
L1			M10		
kg	16.8	18.6	20.5	22.5	24.4
Cod.	7.95.03160	7.95.03210	7.95.03260	7.95.03310	7.95.03360
€	1.808	1.940	2.145	2.386	2.627

Art. 950

 Tipo / Type **3x360**

Morsa Autocentrante Compact Grip con ganasce lavorabili in acciaio, ideale per centri a 5 assi



Self-centering Compact Grip vise with machineable steel jaws, Ideal for five axis centres.

Per morsa T.1 utilizzare ganasacia Art.650BM / CM (pag.7.30) / For vise T.1 use jaw Art.650BM / CM (see pag. 7.30)

UPGRADE YOUR VISE APPLICATIONS THROUGH MODULAR ACCESSORIES !
Art. 651H

 Tipo / Type **3**

 Rialzo Semplice
 Simple Riser

 Kit di fissaggio e allineamento morsa **incluso** - Vise fixing and alignment kit **included**

B	100				
Cod.	7.65.1H3160 / 100	7.65.1H3210 / 100	7.65.1H3260 / 100	7.65.1H3310 / 100	7.65.1H3360 / 100
€	676	676	1.028	1.062	1.231

Art. 660

 Interasse / Type **96 mm**

 Tavola Quick change
 Quick change table

Vedi gamma completa - See the complete range Page 7.32 / 7.33




Cod.	9.66.09600				
€	998				

Art. 950B

 Slitta **DESTRA** con chiavette
 Solid hardened slide **RIGHT HAND** with positioning key nuts

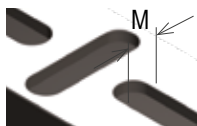

Cod.	7.95.0B3000				
€	327				

Art. 950C

 Slitta **SINISTRA** con chiavette
 Solid hardened slide **LEFT HAND** with positioning key nuts


Cod.	7.95.0C3000				
€	327				

Art. 950D

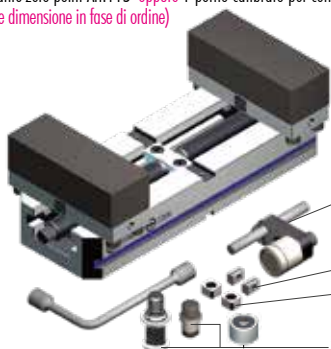
 Ganaschia lavorabile in acciaio
 Machineable steel jaw


Cod.	7.95.0D3000				
€	85				

Dotazione standard:

- 1 chiave a pipa Art.375 ■ 1 arresto laterale Art.370EM ■ 1 coppia di tasselli per regolazione autocentrante Art. 297
- 2 tasselli di posizionamento Art.650G* ■ 1 perno calibrato per centraggio e orientamento Art.79 oppure 1 firante zero point Art.11S oppure 1 perno calibrato per centraggio Art.640P*

*(Indicare dimensione in fase di ordine)

Art. 950


Art. 370 / EM

 Art. 297
 Art. 650G

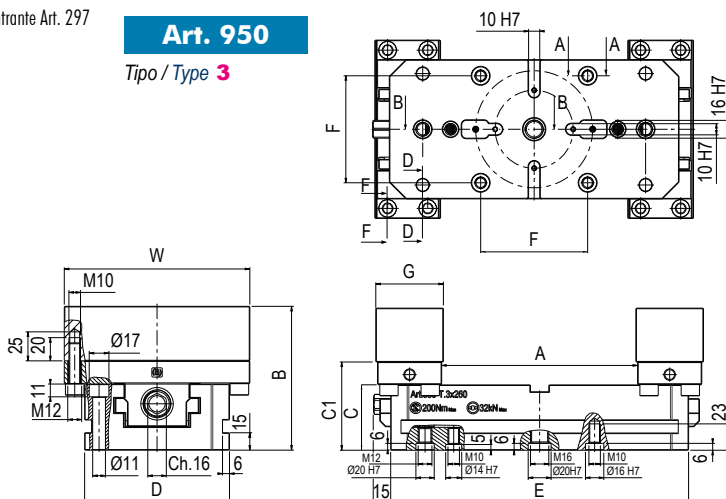
 Art.640P or Art.79 or Art.11S
 (a scelta / to be chosen)

Standard equipment:

- 1 box wrench Art.375 ■ 1 workstop Art.370EM ■ 1 pair of self-centring key-nuts Art. 297
- 2 positioning key-nuts Art.650G* ■ 1 calibrated centering and orientation pin Art.79 or 1 pull stud for zero point Art.11S or 1 calibrated centering pin Art.640P*


*(Dimension to be advised at order)

Art. 950

 Tipo / Type **3**


Art. 650

Tipo / Type 1




Tipo / Type 1		1x80	1x120	1x160
Art. 650A	Cod.	7.65.0A1080	7.65.0A1120	7.65.0A1160
Corpo base - Base body	€	353	405	458
Art. 650B	Cod.	7.65.0B1000		
Ganascia integrale destra Solid jaw right hand	€	122		
Art. 650C	Cod.	7.65.0C1000		
Ganascia integrale sinistra Solid jaw left hand	€	122		
Art. 650D	Cod.	7.65.0D1080	7.65.0D1120	7.65.0D1160
Vite di bloccaggio - Main screw	€	69	95	117
Art.650DTCN (Optional)	Cod.	7.65.0D1080-TCN	7.65.0D1120-TCN	7.65.0D1160-TCN
Vite di bloccaggio a scorrimento rapido con rivestimento anti-usura TiCN Quick-slide clamping screw with anti-wear coating TiCN	€	87	123	151
Art. 650E	Cod.	7.65.0E1000		
Forcella - Yoke	€	32		

Tipo / Type		1	2
Art. 63 (Optional)	Cod.	9.63.10000	9.63.20000
Rialzo singolo con Zero Point Risers with ZeroPoint	€	1.087	1.819

Art. 650

Tipo / Type 2

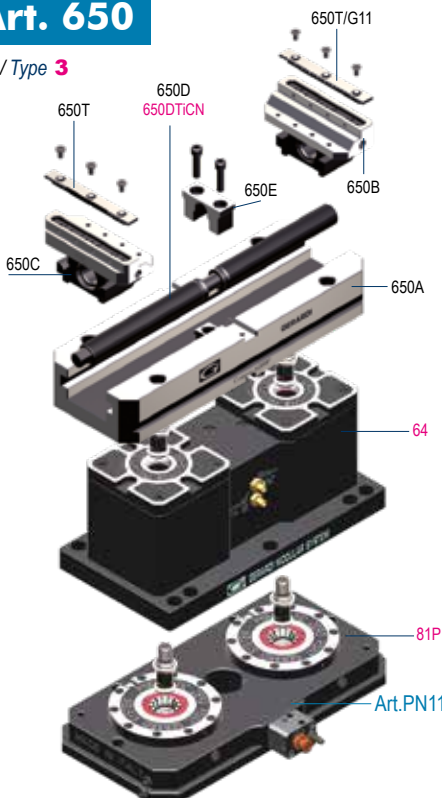


Tipo / Type 2		2x120	2x160	2x200	2x240
Art. 650A	Cod.	7.65.0A2120	7.65.0A2160	7.65.0A2200	7.65.0A2240
Corpo base - Base body	€	432	484	537	594
Art. 650B	Cod.	7.65.0B2000			
Ganascia integrale destra Solid jaw right hand	€	164			
Art. 650C	Cod.	7.65.0C2000			
Ganascia integrale sinistra Solid jaw left hand	€	164			
Art. 650D	Cod.	7.65.0D2120	7.65.0D2160	7.65.0D2200	7.65.0D2240
Vite di bloccaggio - Main screw	€	112	137	169	211
Art.650DTCN (Optional)	Cod.	7.65.0D2120-TCN	7.65.0D2160-TCN	7.65.0D2200-TCN	7.65.0D2240-TCN
Vite di bloccaggio a scorrimento rapido con rivestimento anti-usura TiCN Quick-slide clamping screw with anti-wear coating TiCN	€	144	180	229	278
Art. 650E	Cod.	7.65.0E2000			
Forcella - Yoke	€	43			

Tipo / Type		1	2
Art. 63 (Optional)	Cod.	9.63.10000	9.63.20000
Rialzo singolo con Zero Point Risers with ZeroPoint	€	1.087	1.819

Art. 650

Tipo / Type 3



Tipo / Type 3		3x160	3x210	3x260	3x310	3x360
Art. 650A	Cod.	7.65.0A3160	7.65.0A3210	7.65.0A3260	7.65.0A3310	7.65.0A3360
Corpo base - Base body	€	699	804	967	1.156	1.366
Art. 650B	Cod.	7.65.0B3000				
Ganascia integrale destra Solid jaw right hand	€	295				
Art. 650C	Cod.	7.65.0C3000				
Ganascia integrale sinistra Solid jaw left hand	€	295				
Art. 650D	Cod.	7.65.0D3160	7.65.0D3210	7.65.0D3260	7.65.0D3310	7.65.0D3360
Vite di bloccaggio - Main screw	€	143	169	211	264	316
Art.650DTCN (Optional)	Cod.	7.65.0D3160-TCN	7.65.0D3210-TCN	7.65.0D3260-TCN	7.65.0D3310-TCN	7.65.0D3360-TCN
Vite di bloccaggio a scorrimento rapido con rivestimento anti-usura TiCN Quick-slide clamping screw with anti-wear coating TiCN	€	191	233	282	357	421
Art. 650E	Cod.	7.65.0E3000				
Forcella - Yoke	€	54				

Tipo / Type		1	2
Art. 64 (Optional)	Cod.	9.64.10000	9.64.20000
Rialzo doppio con Zero Point Double riser with Zero Point	€	1.909	3.224

Non utilizzabile con morse tipo 3x160 - Impossible to use with vises type 3x160

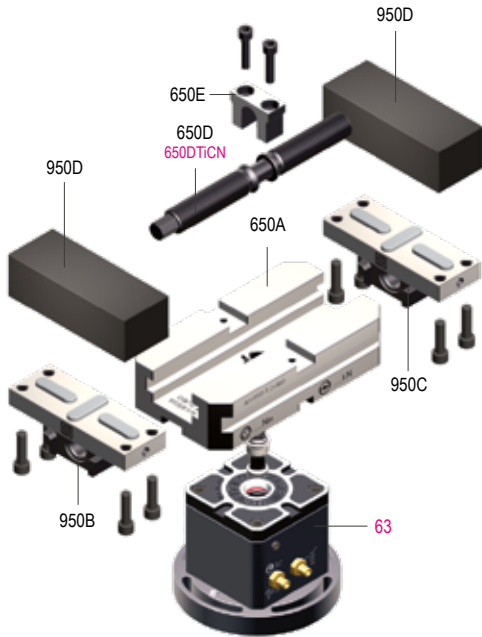
Piastra ZeroPoint, montaggio incassato - ZeroPoint Plates, built-in mounting

Art. 81P (Optional)		Acciaio Steel	Alluminio Aluminum
Piastra di interfaccia Zero Point per morse CompactGrip tipo 3 Zero Point connecting plate for CompactGrip vise Type 3	Cod.	9.81.P2040S2	9.81.P2040A2
	€	2.000	2.226

Non utilizzabile con morse tipo 3x160 / 3x210 - Impossible to use with vises type 3x160 / 3x210

Art. 950

Tipo / Type 2

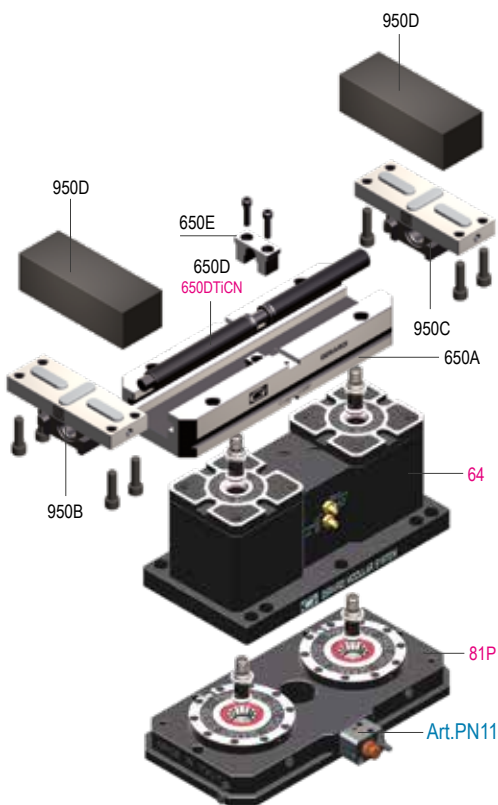


Tipo / Type 2	2x120	2x160	2x200	2x240
Art. 650A Corpo base - Base body	Cod. 7.65.0A2120 € 432	Cod. 7.65.0A2160 € 484	Cod. 7.65.0A2200 € 537	Cod. 7.65.0A2240 € 594
Art. 950B Ganascia integrale destra Solid jaw right hand	Cod. 7.95.0B2000 € 180			
Art. 950C Ganascia integrale sinistra Solid jaw left hand	Cod. 7.95.0C2000 € 180			
Art. 650D Vite di bloccaggio - Main screw	Cod. 7.65.0D2120 € 112	Cod. 7.65.0D2160 € 137	Cod. 7.65.0D2200 € 169	Cod. 7.65.0D2240 € 211
Art.650DTiCN (Optional) Vite di bloccaggio a scorrimento rapido con rivestimento anti-usura TiCN Quick-slide clamping screw with anti-wear coating TiCN	Cod. 7.65.0D2120 -TCN € 144	Cod. 7.65.0D2160 -TCN € 180	Cod. 7.65.0D2200 -TCN € 229	Cod. 7.65.0D2240 -TCN € 278
Art. 650E Forcella - Yoke	Cod. 7.65.0E2000 € 43			
Art. 950D Ganascia lavorabile in acciaio Machineable steel jaw	Cod. 7.95.0D2000 € 64			

Tipo / Type	1	2
Art. 63 (Optional) Rialzo singolo con Zero Point Risers with ZeroPoint	Cod. 9.63.10000 € 1.087	Cod. 9.63.20000 € 1.819

Art. 950

Tipo / Type 3



Tipo / Type 3	3x160	3x210	3x260	3x310	3x360
Art. 650A Corpo base - Base body	Cod. 7.65.0A3160 € 699	Cod. 7.65.0A3210 € 804	Cod. 7.65.0A3260 € 967	Cod. 7.65.0A3310 € 1.156	Cod. 7.65.0A3360 € 1.366
Art. 950B Ganascia integrale destra Solid jaw right hand	Cod. 7.95.0B3000 € 327				
Art. 950C Ganascia integrale sinistra Solid jaw left hand	Cod. 7.95.0C3000 € 327				
Art. 650D Vite di bloccaggio - Main screw	Cod. 7.65.0D3160 € 143	Cod. 7.65.0D3210 € 169	Cod. 7.65.0D3260 € 211	Cod. 7.65.0D3310 € 264	Cod. 7.65.0D3360 € 316
Art.650D TiCN (Optional) Vite di bloccaggio a scorrimento rapido con rivestimento anti-usura TiCN Quick-slide clamping screw with anti-wear coating TiCN	Cod. 7.65.0D3160 -TCN € 191	Cod. 7.65.0D3210 -TCN € 233	Cod. 7.65.0D3260 -TCN € 282	Cod. 7.65.0D3310 -TCN € 357	Cod. 7.65.0D3360 -TCN € 421
Art. 650E Forcella - Yoke	Cod. 7.65.0E3000 € 54				
Art. 950D Ganascia lavorabile in acciaio Machineable steel jaw	Cod. 7.95.0D3000 € 85				

Tipo / Type	1	2
Art. 64 (Optional) Rialzo doppio con Zero Point Double riser with Zero Point	Cod. 9.64.10000 € 1.909	Cod. 9.64.20000 € 3.224

Non utilizzabile con morse tipo 3x160 - Impossible to use with vises type 3x160

Piastra ZeroPoint, montaggio incassato - ZeroPoint Plates, built-in mounting		
Art. 81P	Acciaio Steel	Alluminio Aluminum
Art. 81P (Optional) Piastra di interfaccia Zero Point per morse CompactGrip tipo 3 Zero Point connecting plate for CompactGrip vise Type 3	Cod. 9.81.P2040S2 € 2.000	Cod. 9.81.P2040A2 € 2.226

Non utilizzabile con morse tipo 3x160 / 3x210 - Impossible to use with vises type 3x160 / 3x210

GANASCE E INSERTI GANASCE PER MORSE COMPACT GRIP Art.650

JAWS & INSERT JAWS FOR COMPACT GRIP VISES Art.650

Tipo (grandezza) / Type (size)		1	2	3	
	Art. 650S LISCIA + RUVIDA SMOOTH + ROUGH Per materiali teneri e lavorazioni finali For soft material clamping and final machining	 Side 1 Side 2	Cod. 7.65.OS1000 € 35	Cod. 7.65.OS2000 € 35	Cod. 7.65.OS3000 € 35
	Art. 650R *CODA DI RONDINE DOVE TAIL Miglior presa pezzo Best workpiece clamping	 Side 1 Side 2 45°-60°	Cod. 7.65.OR1000 € 30	Cod. 7.65.OR2000 € 30	Cod. 7.65.OR3000 € 30
	Art. 650T G01 GRIP (Passo - Pitch 1,5mm) Per materiali di durezza normale For standard workpieces hardness clamping	 Side 1 Side 2 1,5x60°	Cod. 7.65.OT1000/G01 € 35	Cod. 7.65.OT2000/G01 € 45	Cod. 7.65.OT3000/G01 € 70
	Art. 650T G02 GRIP (Passo - Pitch 2mm) Per materiali di notevole durezza For hardened workpieces clamping	 Side 1 Side 2 2x90°	Cod. 7.65.OT1000/G02 € 35	Cod. 7.65.OT2000/G02 € 45	Cod. 7.65.OT3000/G02 € 70
	Art. 650T G11 GRIP (Passo - Pitch 11mm) Per materiali teneri For soft material clamping	 Side 1 Side 2 11x90°	Cod. 7.65.OT1000/G11 € 35	Cod. 7.65.OT2000/G11 € 45	Cod. 7.65.OT3000/G11 € 70

PIASTRINA FRONTALE FRONTAL JAW PLATE

NEW

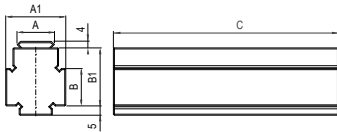
Tipo (grandezza) / Type (size)		1	2	3	
	Art. 655L Piastrina LISCIA frontale con fori filettati M4 Frontal SMOOTH jaw plate with threaded holes M4	 W K X	W 50 K 8 X 3,5 Cod. 7.65.5L1000 € 31	W 80 K 10 X 5,5 Cod. 7.65.5L2000 € 41	W 115 K 10 X 5,5 Cod. 7.65.5L3000 € 51
	Art. 655M Piastrina DOLCE frontale con fori filettati M4 Frontal SOFT jaw plate with threaded holes M4	 W K X	W 50 K 8 X 10 Cod. 7.65.5M1000 € 31	W 80 K 10 X 10,5 Cod. 7.65.5M2000 € 41	W 115 K 10 X 10,5 Cod. 7.65.5M3000 € 51
	Art. 655N Piastrina ZIGRINATA frontale Frontal SERRATED jaw plate	 W K X	W 50 K 8 X 3,5 Cod. 7.65.5N1000 € 31	W 80 K 10 X 5,5 Cod. 7.65.5N2000 € 41	W 115 K 10 X 5,5 Cod. 7.65.5N3000 € 51
	Art. 655P Piastrina parallela magnetica piana frontale Frontal straight parallel magnetic plate	 W K X	W 50 K 5 X 3 Cod. 7.65.5P1000 € 31	W 80 K 7 X 5 Cod. 7.65.5P2000 € 41	W 115 K 7 X 5 Cod. 7.65.5P3000 € 51

GANASCIA FISSA CENTRALE PER MORSE COMPACT GRIP Art.650

CENTRAL FIXED JAW FOR COMPACT GRIP VISES Art.650

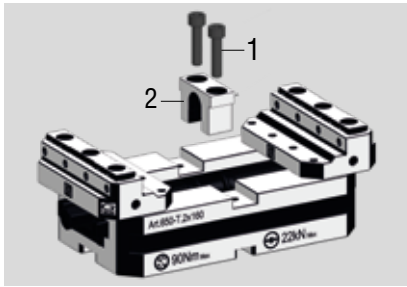
NEW 2021

Tipo (grandezza) / Type (size)		1	2	3	
Art. 650X	Ganascia fissa centrale Central fixed jaw	A	18	22	22
		A1	24	28	29
		B	8	13	18
		B1	20	23	28
		C	50	88	123
	Cod.	7.65.0X1000	7.65.0X2000	7.65.0X3000	
	€	150	174	194	



Un inserto per ganascia fissa centrale a scelta incluso (vedi tabella sotto)
 One top jaw insert as you need included (see table below)

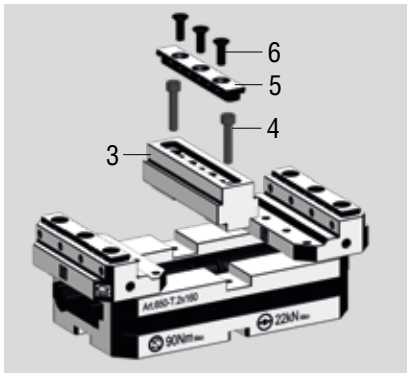
In fase d'ordine specificare il tipo di inserto - In case of order always specify the type of insert



1 ISTRUZIONI OPERATIVE DI MONTAGGIO

ASSEMBLY INSTRUCTIONS

- Svitare le due viti (1) che bloccano la forcetta
- Estrarre la forcetta (2) che regola l'autocentrante
- Get the two yoke's screws (1) loosen
- Remove the yoke (2) for the self centering



- Posizionare la ganascia fissa doppia centrale (3) nella sede delle chiavette
- Inserire le viti (4) nella sede della ganascia fissa per bloccare la stessa
- Posizionare l'apposito inserto Grip (5) nella sede della ganascia fissa
- Bloccare l'inserto Grip con le viti (6)
- Place the central double fixed jaw (3) in the key nuts seat
- Place the screws (4) in their seats on the central double fixed jaw and get them tight;
- Put the Insert Grip (5) in its seat on the central double fixed jaw
- Get the Insert Grip's screws (6) tight



INSERTI GANASCE PER GANASCIA FISSA CENTRALE

INSERT JAWS FOR CENTRAL FIXED JAW

NEW
7

Tipo (grandezza) / Type (size)		1	2	3
	Art. 650V LISCE - SMOOTH Materiali teneri e lavorazioni finali Soft material clamping and final machining	Cod. 7.65.0V1000	7.65.0V2000	7.65.0V3000
		€ 41	41	41
	Art. 650Y RUVIDE - ROUGH Miglior presa pezzo Best workpiece clamping	Cod. 7.65.0Y1000	7.65.0Y2000	7.65.0Y3000
		€ 41	41	41
	Art. 650U G01 GRIP (Passo - Pitch 1,5mm) Per materiali di durezza normale For standard workpieces hardness clamping	Cod. 7.65.0U1000/G01	7.65.0U2000/G01	7.65.0U3000/G01
		€ 41	51	77
	Art. 650U G02 GRIP (Passo - Pitch 2mm) Per materiali di notevole durezza For hardened workpieces clamping	Cod. 7.65.0U1000/G02	7.65.0U2000/G02	7.65.0U3000/G02
		€ 41	51	77
	Art. 650U G11 GRIP (Passo - Pitch 11mm) Per materiali teneri For soft material clamping	Cod. 7.65.0U1000/G11	7.65.0U2000/G11	7.65.0U3000/G11
		€ 41	51	77

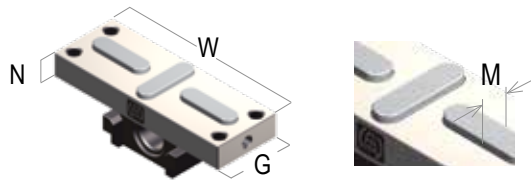
ACCESSORI PER MORSE COMPACT GRIP Art.950

Art.950 COMPACT GRIP VISES ACCESSORIES

Tipo (grandezza) / Type (size)	2	3
W	128	160
G	49	59
M	10 H7	14 H7
P	30	36
Q	23	36
Q1	110	142
R	40	50
S	Ø9	Ø11

Art. 950B

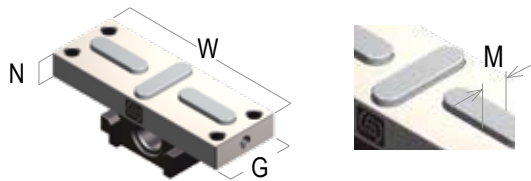
Slitta **DESTRA** con chiavette
 Solid hardened slide **RIGHT HAND**
 with positioning key nuts



N	15	20
Cod.	7.95.0B2000	7.95.0B3000
€	180	327

Art. 950C

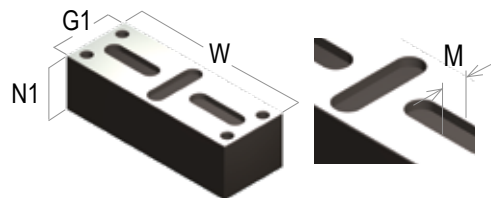
Slitta **SINISTRA** con chiavette
 Solid hardened slide **LEFT HAND**
 with positioning key nuts



N	15	20
Cod.	7.95.0C2000	7.95.0C3000
€	180	327

Art. 950D*

Ganascia lavorabile in acciaio
 Machineable steel jaw
G1= G+2 mm

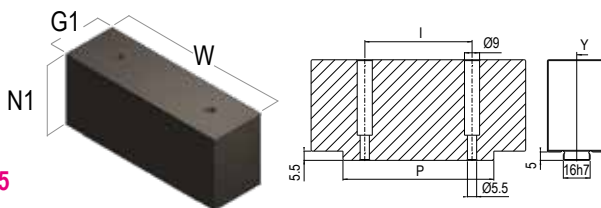


N1	30	47
Cod.	7.95.0D2000	7.95.0D3000
€	64	85

* Viti per fissaggio a richiesta **€10**
 Fixing screws on request **€10**

Art. 950X*

Ganascia fissa intermedia
 lavorabile in acciaio
 Intermediate machineable
 steel fixed jaw



W	128	160
G1	35	50
N1	55	67
I	64	90
P	90	124
Cod.	7.95.0X2000	7.95.0X3000
€	64	85

* Viti per fissaggio a richiesta **€5**
 Fixing screws on request **€5**

Tipo (grandezza) / Type (size)	1	2	3
A	50	88	123
B	30	50	70
C	50	55	60

Art. 650BM

Ganascia lavorabile
 filetto destro
 Soft machineable jaw
 right thread



Cod.	7.65.0BM10	7.65.0BM20
€	133	184



Cod.	7.65.0BM30
€	327

Specifiche per Art.650 Tipo1 - Specific for Art.650 type 1

Art. 650CM

Ganascia lavorabile
 filetto sinistro
 Soft machineable jaw
 left thread



Cod.	7.65.0CM10	7.65.0CM20
€	133	184



Cod.	7.65.0CM30
€	327

Specifiche per Art.650 Tipo1 - Specific for Art.650 type 1

ACCESSORI PER MORSE COMPACT GRIP Art.650 / Art.950

Art.650 / Art.950 COMPACT GRIP VISES ACCESSORIES

Tipo (grandezza) / Type (size)	1	2	3
--------------------------------	---	---	---

Art. 370EM

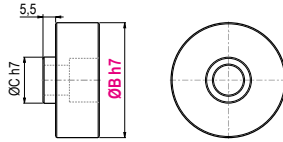
Arresto laterale magnetico
Magnetic workstop



Cod.	7.37.01000/EM	7.37.02000/EM
€	58	64

Art. 640P

Perno calibrato per centraggio
Calibrated centering pin

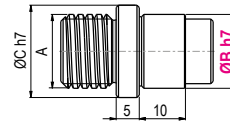


ØC h7	20		
ØB	20 - 30 - 38,1(1,5") - 50 - 50,8 (2")		
Cod.	7.64.0P100	7.64.0P200	7.64.0P300
€	24	29	34

* Specificare sempre quota B - Specify always B dimension

Art. 79

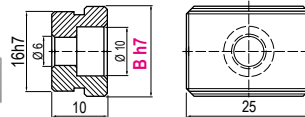
Perno calibrato per centraggio e orientamento
Calibrated centering and orientation pin



A	M10	M12	M16
ØC h7	14	14	20
ØB	10 - 12 - 14 - 16 - 18 - 20		
Cod.	7.79.14M10/ØB	7.79.14M12/ØB	7.79.20M16/ØB
€	15		

Art. 297

Coppia di tasselli per regolazione autocentrante
con vite M5 x 10
Pair of Self-centering key-nuts with M5 x 10 screw

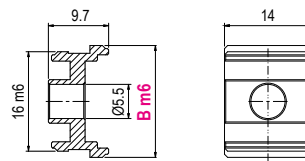


B	10 - 12 - 14 - 16 - 18 - 20 - 22 - 24 - 28 - 36		
Cod.	2.29.71000/10	2.29.71000/16	
€	29		

Art. 297X

NEW 2021

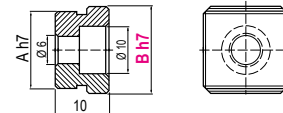
Tassello a Gioco Zero per il
posizionamento preciso
di morse singole su zero point
Key nut NO-GAP for accurate
single vise positioning on zero point



B	12 - 14 - 16 - 18 - 20		
Cod.	297X1612 / 14 / 16 / 18 / 20		
€	29		

Art. 650G

Tassello di posizionamento morse completo di viti
Key-nut for vise positioning with screws

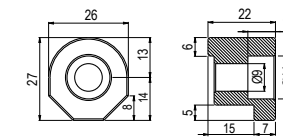


A	10	16
B	10 - 12 - 14 - 16 - 18 - 20 - 22 - 24 - 28 - 36	
Cod.	7.65.0G1000/B	7.65.0G2000/B
€	15	

Specificare sempre quota B - Specify always B dimension

Art. 298 / CGR

Staffa per Compact Grip
Compact Grip holding clamp



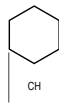
Cod.	7.29.81000/CGR
€	13

Tipo (grandezza) / Type (size)	1	2	3
--------------------------------	---	---	---

Dimensioni / Dimension	CH	B	CH	B	CH	B
------------------------	----	---	----	---	----	---

Art.375

Chiave a pipa
Box wrench

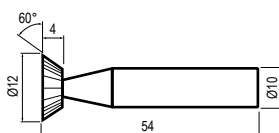


Cod.	4.37.510160	4.37.512160	4.37.516250
€	23	26	30

Art. 690DTF

NEW 2021


Utensile fresa per realizzare
la base del particolare da serrare con
inserti a coda di rondine Art.650R
Milling tool for working the base
of the workpiece to be clamped with
dove tail inserts Art.650R




	Ø12	
Cod.	7.69.0DTF10	
€	225	

RIALZI IN ALLUMINIO PER MORSE COMPACT GRIP ART.650 / 950


ALUMINUM RISERS FOR COMPACT GRIP VISES ART.650 / 950

Tipo (grandezza) rialzo Riser (type) size		1									
Art. 651H Tipo / Type 1 Rialzo semplice, compatibile con il sistema Zero Point 	A										
	B										
	* C	50	75	100	50	75	100	50	75	100	
	ØD										
	E										
	L										
	M										
	ØJ										
	K										
	K1										
	kg	1,08	1,41	1,75	2,09	2,63	3,17	2,40	3,15	3,90	
	Cod.	7.65.1H1080/050	7.65.1H1080/075	7.65.1H1080/100	7.65.1H1120/050	7.65.1H1120/075	7.65.1H1120/100	7.65.1H1160/050	7.65.1H1160/075	7.65.1H1160/100	
	Simple riser Zero Point ready	€	363	373	384	432	453	474	516	545	575

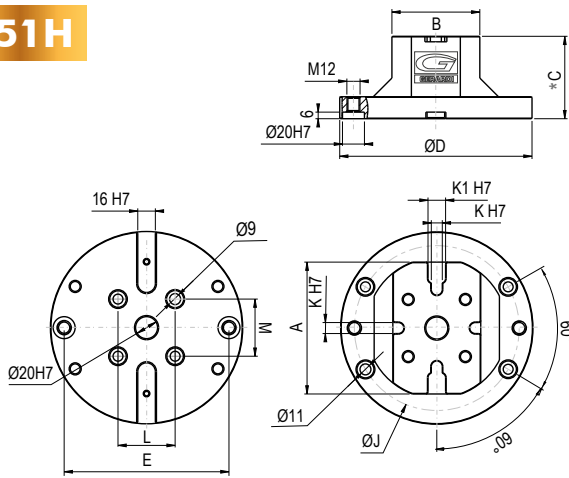
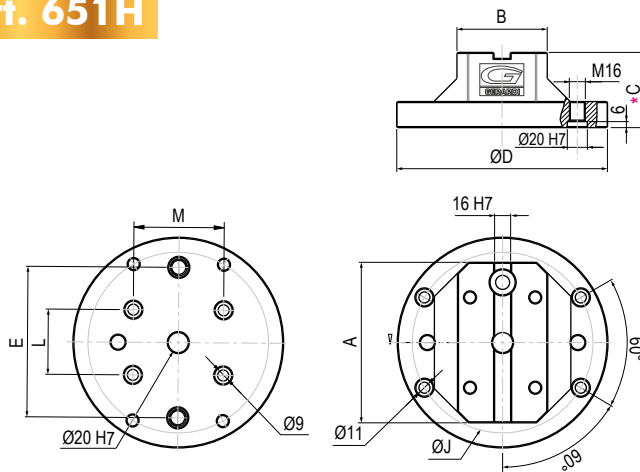
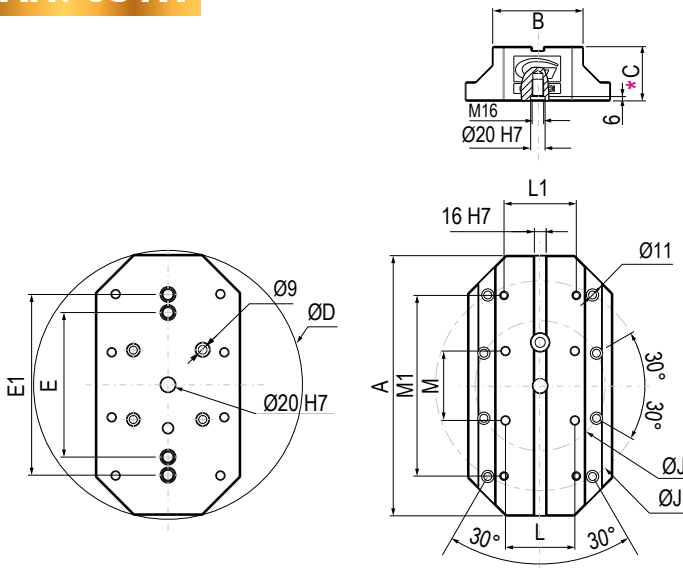
 Kit di fissaggio e allineamento rialzo **non incluso** / Riser fixing and alignment kit **not included**

Tipo (grandezza) rialzo Riser (type) size		2												
Art. 651H Tipo / Type 2 Rialzo semplice, compatibile con il sistema Zero Point 	A													
	B													
	* C	50	75	100	50	75	100	50	75	100	50	75	100	
	ØD													
	E													
	L													
	M													
	ØJ													
	kg	3,07	3,71	4,32	3,09	3,90	4,73	3,38	4,45	5,52	4,13	5,45	6,75	
	Cod.	7.65.1H2120/050	7.65.1H2120/075	7.65.1H2120/100	7.65.1H2160/050	7.65.1H2160/075	7.65.1H2160/100	7.65.1H2200/050	7.65.1H2200/075	7.65.1H2200/100	7.65.1H2240/050	7.65.1H2240/075	7.65.1H2240/100	
	Simple riser Zero Point ready	€	516	545	575	516	545	575	516	545	575	639	680	722

 Kit di fissaggio e allineamento rialzo **non incluso** / Riser fixing and alignment kit **not included**

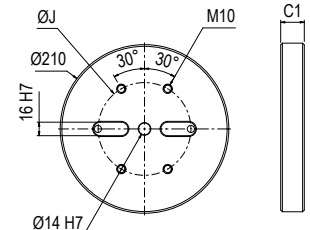
Tipo (grandezza) rialzo Riser (type) size		3														
Art. 651H Tipo / Type 3 Rialzo semplice, compatibile con il sistema Zero Point 	A															
	B															
	* C	50	75	100	50	75	100	50	75	100	50	75	100	50	75	100
	ØD															
	E															
	E1															
	L															
	L1															
	M															
	M1															
	ØJ															
	ØJ1															
	kg	3,34	4,49	5,68	3,85	5,40	6,99	5,73	7,69	9,69	6,14	8,50	10,91	7,02	9,80	12,62
	Cod.	7.65.1H3160/050	7.65.1H3160/075	7.65.1H3160/100	7.65.1H3210/050	7.65.1H3210/075	7.65.1H3210/100	7.65.1H3260/050	7.65.1H3260/075	7.65.1H3260/100	7.65.1H3310/050	7.65.1H3310/075	7.65.1H3310/100	7.65.1H3360/050	7.65.1H3360/075	7.65.1H3360/100
	Simple riser Zero Point ready	€	599	638	676	599	638	676	921	973	1.028	955	1.008	1.062	1.104	1.167

 Kit di fissaggio e allineamento rialzo **non incluso** / Riser fixing and alignment kit **not included**

NEW 2021
PIASTRE di INTERFACCIA
INTERFACE PLATES
NEW 2021
Tipo (grandezza)
 Riser (type) size **1**
Art. 651H

Tipo (grandezza)
 Riser (type) size **2**
Art. 651H

Tipo (grandezza)
 Riser (type) size **3**
Art. 651H

Tipo (grandezza)
 Riser (type) size **1**
Art. 62K
CompactGrip

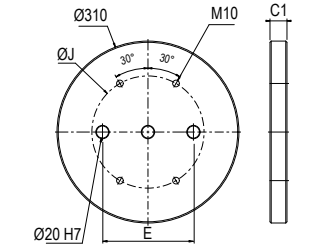
 Piastra di interfaccia lavorabile
 Machineable interface plate

ØJ	110	150	150
C1	28		
Cod.	7.62.K651H21...		
	.../108	.../112	.../116
€	182	216	258


 Kit di fissaggio al rialzo **incluso** / Riser fixing and positioning kit **included**
Tipo (grandezza)
 Riser (type) size **2**
Art. 62K
CompactGrip

 Piastra di interfaccia lavorabile
 Machineable interface plate

ØJ	185			
C1	28			
E	-	150	150	200
Cod.	7.62.K651H31/			
	.../212	.../216	.../220	.../224
€	258	258	258	258


 Kit di fissaggio al rialzo **incluso** / Riser fixing and positioning kit **included**
Tipo (grandezza)
 Riser (type) size **3**
Art. 62K
CompactGrip

 Piastra di interfaccia lavorabile
 Machineable interface plate

ØJ	185				
C1	28				
J1	-	-	290	290	290
E	150	150	150	150	200
Cod.	7.62.K651H45/				
	.../316	.../321	.../326	.../331	.../336
€	300	300	300	300	300

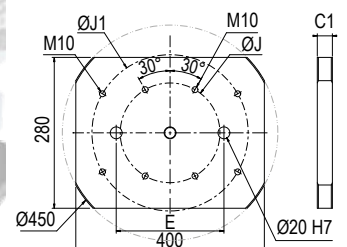


 Kit di fissaggio al rialzo **incluso** / Riser fixing and positioning kit **included**

TAVOLA CAMBIO RAPIDO PER MORSE COMPACT GRIP

QUICK CHANGE TABLE FOR COMPACT GRIP VISES


NEW

Per Morse Tipo - For Vises Type	1 - 2	3
INTERASSE - PITCH	52	96
Art. 660		
A	100	150
B	50	50
B1	-	100
C	27	27
D	116	156
E	150	190
F	52	96
L	Ø12 h7	Ø16 h7
L1	M8	M10
kg	3	5,2
Cod.	9.66.05200	9.66.09600
€	693*	998*

Tavola Cambio rapido meccanica rettangolare



Mechanical quick change rectangular table

***NON DISPONIBILE PER IL MERCATO TEDESCO E AUSTRIACO - *NOT AVAILABLE FOR GERMAN AND AUSTRIAN MARKET**

Per Morse Tipo - For Vises Type	1 - 2	3
INTERASSE - PITCH	52	96
Art. 660S*		
C	27	27
D	126	156
E	150	190
F	52	96
L	Ø12h7	Ø16h7
L1	M8	M10
kg	-	-
Cod.	9.66.0S520	9.66.0S960
€	561*	765*

Tavola Cambio rapido meccanica rettangolare temprata con parte lavorabile senza fori



Mechanical quick change hardened with machineable part holes free rectangular table

Personalizzazione esclusa - Customization not included

***NON DISPONIBILE PER IL MERCATO TEDESCO E AUSTRIACO - *NOT AVAILABLE FOR GERMAN AND AUSTRIAN MARKET**

Per Morse Tipo - For Vises Type	1 - 2 - 3
INTERASSE - PITCH	52
Art. 660R	
B	96
C	27
D	126
E	150
F	52
L	Ø12h7
L1	M8
kg	3,75
Cod.	9.66.0R210
€	612*

Tavola Cambio rapido meccanica rettangolare di riduzione



Mechanical quick change rectangular reduction table

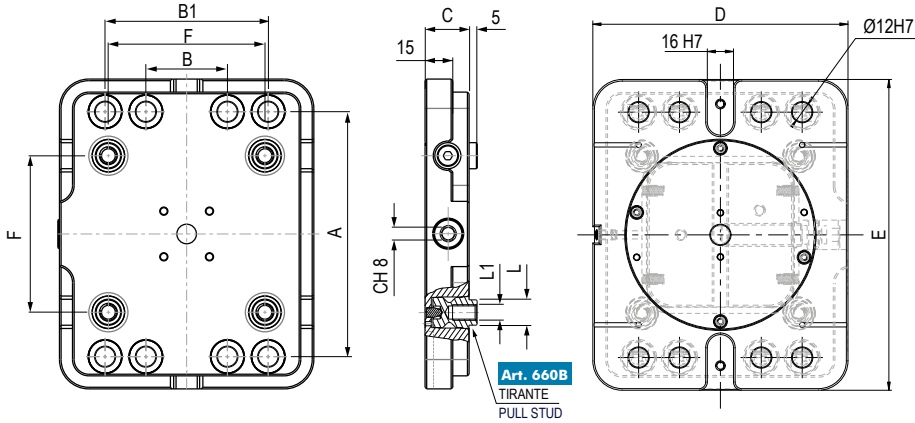
***NON DISPONIBILE PER IL MERCATO TEDESCO E AUSTRIACO - *NOT AVAILABLE FOR GERMAN AND AUSTRIAN MARKET**

TAVOLA CAMBIO RAPIDO PER MORSE COMPACT GRIP

QUICK CHANGE TABLE FOR COMPACT GRIP VISES

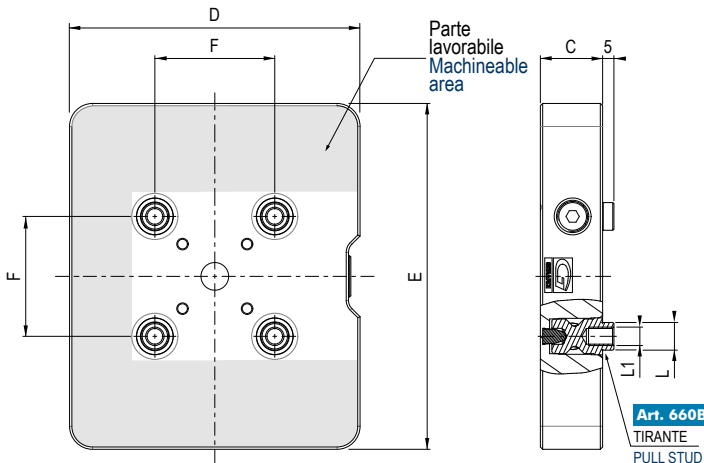
Art. 660

Dotazione standard - Standard equipment:
 N°4 Tiranti Art.660B - # 4 Pull-studs Art.660B



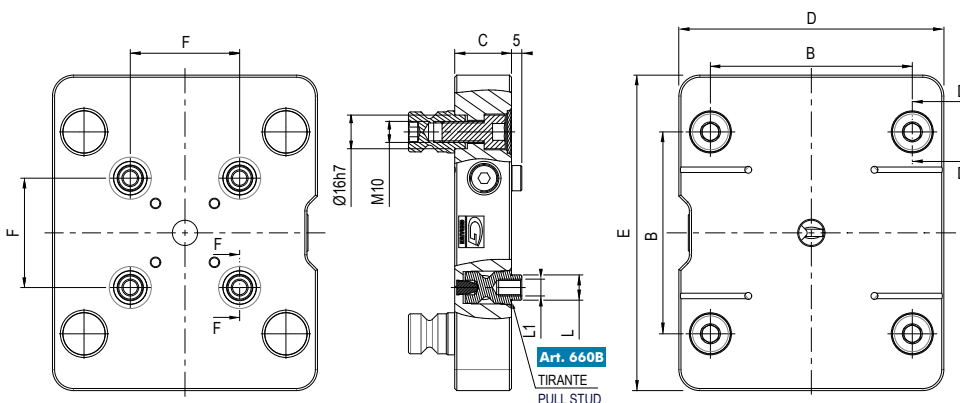
Art. 660S

Dotazione standard - Standard equipment:
 N°4 Tiranti Art.660B - # 4 Pull-studs Art.660B



Art. 660R

Dotazione standard - Standard equipment:
 N°4 Tiranti Art.660B - # 4 Pull-studs Art.660B


NEW

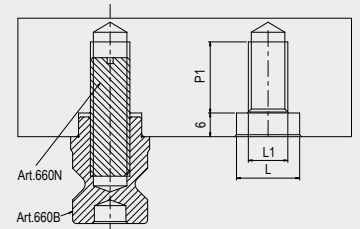
Art. 660B

Tiranti per tavola cambio rapido
 Quick change table pull studs

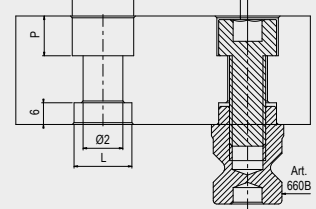


Tipo - Type 1

Tipo - Type 2



Vite testa cilindrica esagono incassato
 Socket head cap screws DIN912 / ISO4762



Type	1	2
L	Ø12 h7	Ø16 h7
L1	M8	M10
Ø1	14	17
Ø2	9	11
P	9	11
P1	12	18
Code	9.66.0B100	9.66.0B200
€	17	19



TAVOLA CAMBIO RAPIDO PER MORSE COMPACT GRIP

QUICK CHANGE TABLE FOR COMPACT GRIP VISES


NEW

Per Morse Tipo - For Vises Type	1 - 2	3
INTERASSE - PITCH	52	96
Art. 661		
ØA	158	196
ØB	120	175
C	27	27
F	52	96
L	Ø12h7	Ø16h7
L1	M8	M10
kg	3,4	-
Cod.	9.66.15200	9.66.19600
€	663*	969*

Art. 661

Tavola Cambio rapido meccanica tonda



Mechanical quick change rounded table

***NON DISPONIBILE PER IL MERCATO TEDESCO E AUSTRIACO - *NOT AVAILABLE FOR GERMAN AND AUSTRIAN MARKET**

Per Morse Tipo - For Vises Type	1 - 2	3
INTERASSE - PITCH	52	96
Art. 661S*		
A	158	196
C	27	27
F	52	96
L	Ø12h7	Ø16h7
L1	M8	M10
kg	3,8	-
Cod.	9.66.1S520	9.66.1S960
€	612*	1.020*

Art. 661S*

Tavola Cambio rapido meccanica tonda temprata con parte lavorabile senza fori



Round mechanical quick change hardened with machineable part holes free table

Personalizzazione esclusa - Customization not included

***NON DISPONIBILE PER IL MERCATO TEDESCO E AUSTRIACO - *NOT AVAILABLE FOR GERMAN AND AUSTRIAN MARKET**

Per Morse Tipo - For Vises Type	1 - 2 - 3
INTERASSE - PITCH	52 - 96
Art. 661R	
ØA	158
B	96
C	27
F	52
L	Ø12h7
L1	M8
kg	3,75
Cod.	9.66.1R210
€	765*

Art. 661R

Tavola Cambio rapido meccanica tonda di riduzione



Round mechanical quick change reduction table

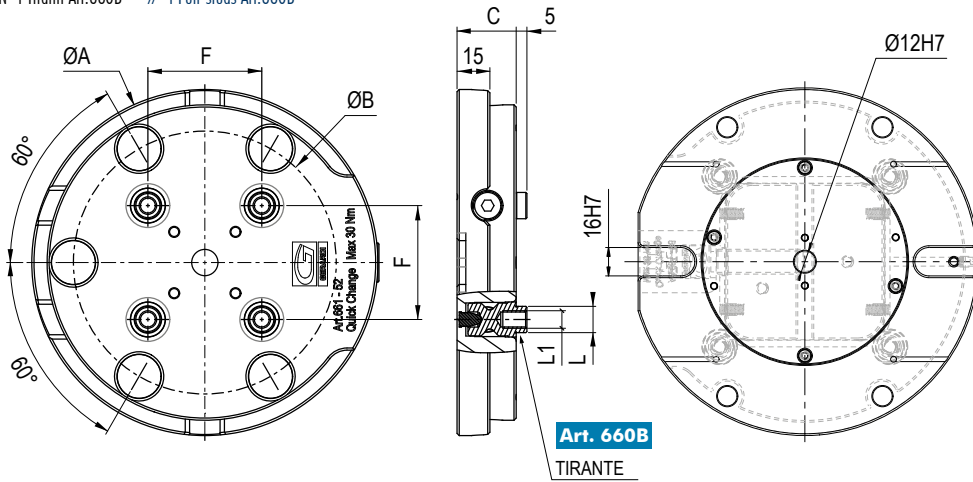
***NON DISPONIBILE PER IL MERCATO TEDESCO E AUSTRIACO - *NOT AVAILABLE FOR GERMAN AND AUSTRIAN MARKET**

TAVOLA CAMBIO RAPIDO PER MORSE COMPACT GRIP

QUICK CHANGE TABLE FOR COMPACT GRIP VISES

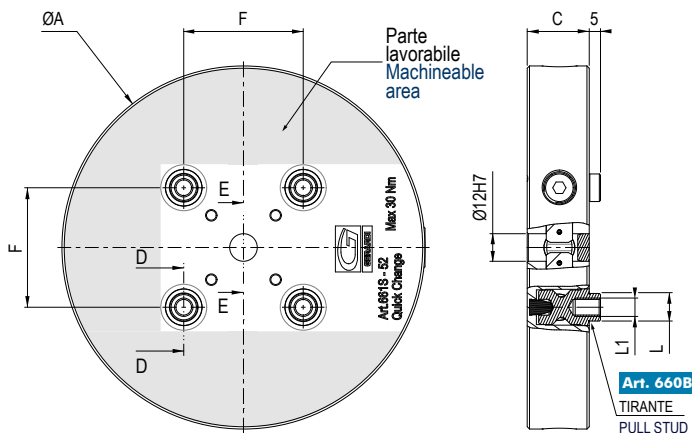
Art. 661

Dotazione standard - Standard equipment:
 N°4 Tiranti Art.660B - # 4 Pull-studs Art.660B



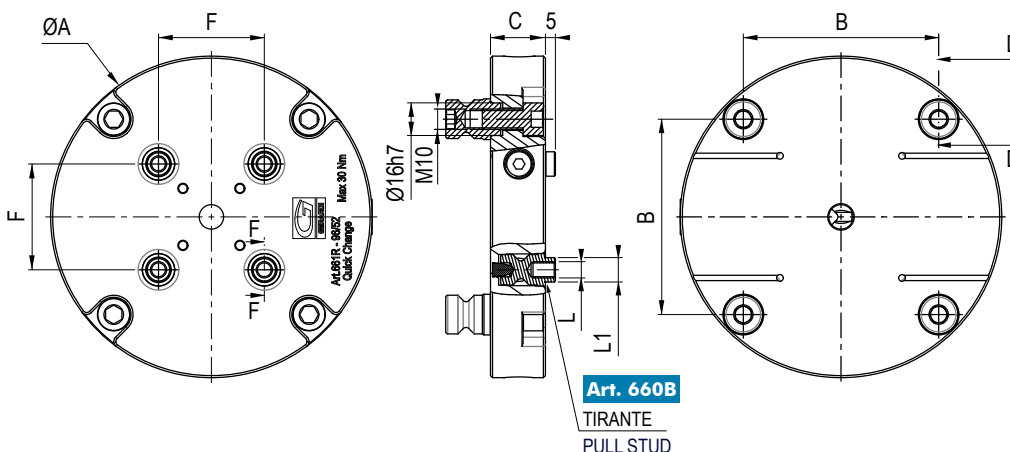
Art. 661S

Dotazione standard - Standard equipment:
 N°4 Tiranti Art.660B - # 4 Pull-studs Art.660B



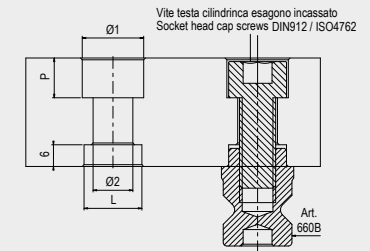
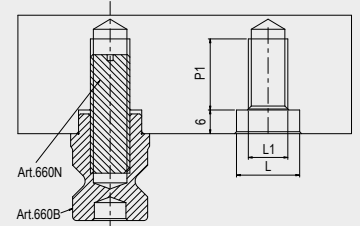
Art. 661R

Dotazione standard - Standard equipment:
 N°4 Tiranti Art.660B - # 4 Pull-studs Art.660B


NEW

Art. 660B

Tiranti per tavola cambio rapido
 Quick change table pull studs



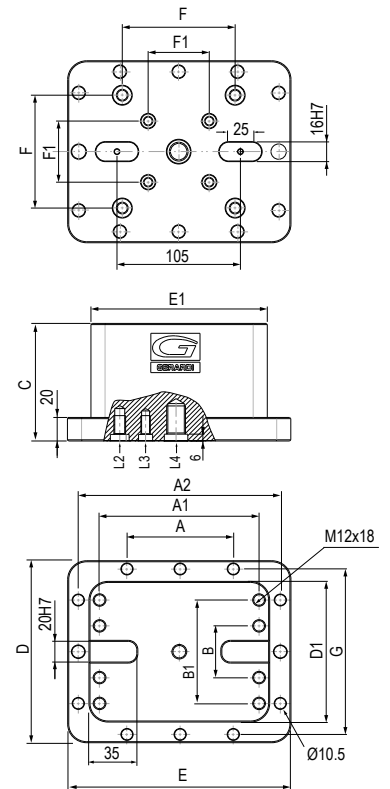
Type	1	2
L	Ø12 h7	Ø16 h7
L1	M8	M10
Ø1	14	17
Ø2	9	11
P	9	11
P1	12	18
Code	9.66.0B100	9.66.0B200
€	17	19



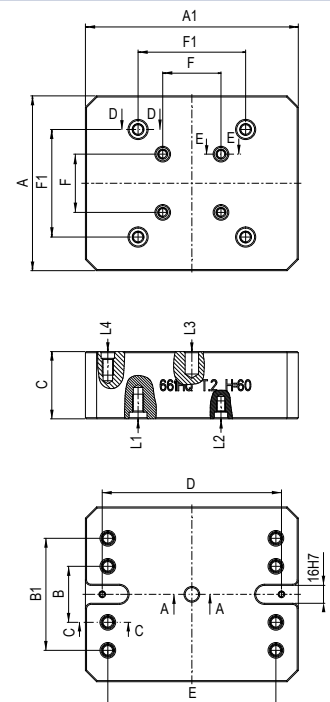
RIALZI SEMPLICI IN ALLUMINIO PER TAVOLA A CAMBIO RAPIDO

SIMPLE ALUMINUM RISERS for QUICK CHANGE TABLE

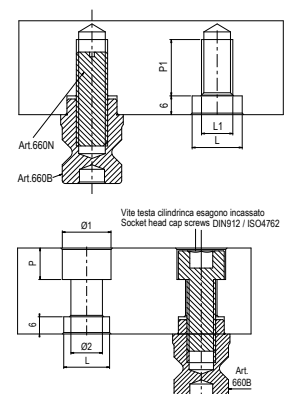
Per Morse Tipo - For Vises Type	1 - 2		3
INTERASSE - PITCH	52		96
Art. 661H			
Rialzo base in alluminio per tavola cambio rapido, possibilità di montaggio con staffe o tramite Zero Point			
Rialzo BASE BASE riser Art. 661H	Aluminum base riser for quick change table. Mounting possibility through vise holding clamps and Zero Point system		
A	100	100	100
A1	-	-	150
A2	170	170	190
B	50	50	50
B1	-	-	100
C	100	100	100
D	156	156	176
D1	116	116	136
E	190	190	210
E1	150	150	170
F	96	96	96
F1	52	52	52
G	136	136	160
L2	Ø16 H7 / M10	Ø16 H7 / M10	Ø16 H7 / M10
L3	Ø12 H7 / M8	Ø12 H7 / M8	Ø12 H7 / M8
L4	Ø20 H7 / M16	Ø20 H7 / M16	Ø20 H7 / M16
kg	5	5	6,5
Cod.	9.66.1H520/100	9.66.1H960/100	
€	714	918	


 Kit di fissaggio e allineamento rialzo **non incluso** / Riser fixing and alignment kit **not included**

Per Morse Tipo - For Vises Type	1 - 2		3	
INTERASSE - PITCH	52		96	
Art. 661HQ				
Rialzo semplice in alluminio per tavola cambio rapido				
Rialzo TOP TOP riser Art. 661HQ	Simple aluminum riser for quick change table			
A	116	116	156	156
A1	150	150	150	150
B	50	50	50	50
B1	-	-	100	100
C	60	100	60	100
D	120	120	160	160
E	100	100	150	150
F	52	52	-	-
F1	96	96	96	96
L1	Ø16 H7 / M10	Ø16 H7 / M10	Ø16 H7 / M10	Ø16 H7 / M10
L2	Ø12 H7 / M8	Ø12 H7 / M8	Ø12 H7 / M8	Ø12 H7 / M8
L3	Ø12 H7	Ø12 H7	Ø12 H7	Ø12 H7
L4	Ø12 H7 / M10	Ø12 H7 / M10	Ø12 H7 / M10	Ø12 H7 / M10
kg	-	-	-	-
Cod.	9.66.1HQ52/060	9.66.1HQ52/100	9.66.1HQ96/060	9.66.1HQ96/100
€	510	612	714	816


 Kit di fissaggio e allineamento rialzo **non incluso** / Riser fixing and alignment kit **not included**

Tipo - Type	1	2
Art. 660B		
Tiranti per tavola cambio rapido		
Tipo - Type 1	Tipo - Type 2	
Quick change table pull studs	NEW	
L	Ø12 h7	Ø16 h7
L1	M8	M10
Ø1	14	17
Ø2	9	11
P	9	11
P1	12	18
Cod.	9.66.0B100	9.66.0B200
€	17	19

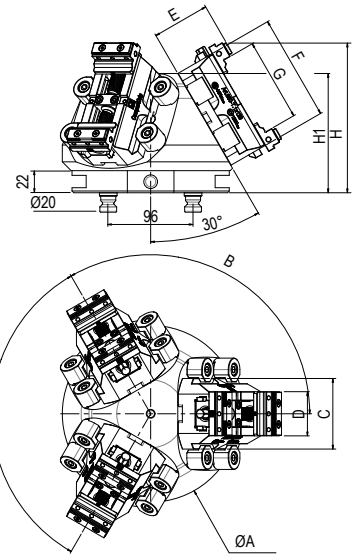


SUPPORTO PIRAMIDALE PER MULTITASKING & COMPACT GRIP

PYRAMIDAL SUPPORT FOR MULTITASKING & COMPACT GRIP

**NEW
2021**

Tipo (grandezza) / Type (size)	1
PIANO INCLINATO - GRADE SIDE	30°

Ideali per Centri a 4 Assi
 Ideal for 4th Axis Centres


Art. 643H

Supporto piramidale in alluminio a tripla posizione. Possibilità di montaggio tramite Zero Point e tavole a cambio rapido

Aluminum pyramidal support with 3 positions Mounting possibility through Zero Point system and quick change tables



Dotazione standard

- 1 Golfare
- 12 Staffe di ancoraggio Art.298 CGR
- 4 tiranti Art.660B T2

Standard equipment:

- 1 Eyebolt ■ 12 Vise holding clamps Art.298 CGR with M8 screws
- 4 pull studs Art.660B T2

Multitasking	-
Compact Grip	Art.650 T.1x80/120
ØA	200
B	120°
C	80
D	50
E	65
F	120
G	94
H	169,4
H1	135
kg	6,8
Cod.	7.64.3H100
€	1.600

Tipo (grandezza) / Type (size)	2
PIANO INCLINATO - GRADE SIDE	45°

Art. 643H

Supporto piramidale in alluminio a tripla posizione. Possibilità di montaggio tramite Zero Point

Aluminum pyramidal support with 3 positions Mounting possibility through Zero Point system



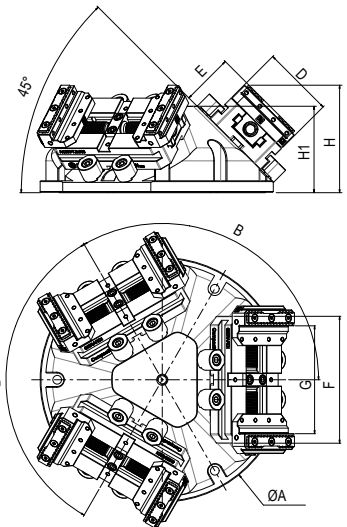
Dotazione standard

- 1 Golfare
- 12 Staffe di ancoraggio Art.298 CGR
- 1 Perno di centraggio ■ Coppia di tasselli Art.297

Standard equipment:

- 1 Eyebolt ■ 12 Vise holding clamps Art.298 CGR with M8 screws
- 1 Centering pin ■ Pair ok keynuts Art.287

Multitasking	Art.640 - T.1
Compact Grip	Art.650 T.2x120/160/200 - Art.950 T.2x120/160/200
ØA	308
B	120°
C	-
D	90
E	65
F	160
G	136
H	135,5
H1	109
kg	11,9
Cod.	7.64.3H200
€	1.900




Tipo (grandezza) / Type (size)	3
PIANO INCLINATO - GRADE SIDE	45°

Art. 643H

Supporto piramidale in alluminio a tripla posizione. Possibilità di montaggio tramite Zero Point

Aluminum pyramidal support with 3 positions Mounting possibility through Zero Point system



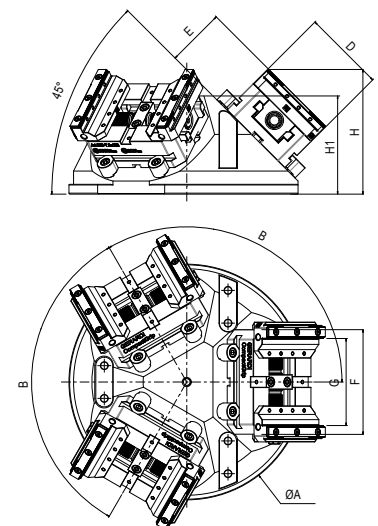
Dotazione standard

- 1 Golfare
- 12 Staffe di ancoraggio Art.298 CGR
- 1 Perno di centraggio
- Coppia di tasselli Art.297

Standard equipment:

- 1 Eyebolt ■ 12 Vise holding clamps Art.298 CGR with M8 screws
- 1 Centering pin ■ Pair ok keynuts Art.287

Multitasking	-
Compact Grip	Art.650 T.3x160/210 - Art.950 T.3x160/210
ØA	360
B	120°
C	-
D	125
E	89
F	160
G	133
H	190,5
H1	150
kg	20,8
Cod.	7.64.3H300
€	2.100


 Disponibili altre configurazioni, angolazioni e dimensioni
 Available also others arrangements, dimension and angles

N.B: Richiedere scheda tecnica per maggiori informazioni - Technical data sheet on request

PIASTRE BASE ZERO POINT TONDE

ZERO POINT ROUNDED HEAD PLATES

MONTAGGIO CON FLANGIA

Tipo (grandezza) Zero-Point Zero-Point type (size)	kN	2 up to 14 kN							
		Hermle C600U		DMG DMU 50 Evo		Mazak Variax 500		Hermule C40U	
		Steel	Aluminum	Steel	Aluminum	Steel	Aluminum	Steel	Aluminum
Art. 72P									
<p>Per centri a 5 ASSI For 5 AXIS machining centres</p> <p>Art.664: € 837</p>									
ØA		280		500		500		420	
B		-		380		400		-	
C		83		83		83		83	
P		-		200		200		200	
P1		-		200		200		200	
N° Zero Point		1		4		4		4	
kg		19	11	61	37	63	38	65	35
Cod.		9.72. P2828S1	9.72. P2828A1	9.72. P5038S4	9.72. P5038A4	9.72. P5040S4	9.72. P5040A4	9.72. P4242S4	9.72. P4242A4
* €		1.500	1.500	4.500	4.500	4.500	4.500	4.500	4.500

Piastra tonda con Zero Point Art.664 montaggio con flangia
Round head plate with Zero Point Art.664 mounting with flange

Opzione apertura indipendente Zero Point / Zero point independent control option SOVRAPREZZO / EXTRA PRICE: **€ 250 Cad. / Each**

MONTAGGIO INCASSATO

Tipo (grandezza) Zero-Point Zero-Point type (size)	kN	2 up to 14 kN							
		Hermle C600U		DMG DMU 50 Evo		Mazak Variax 500		Hermule C40U	
		Steel	Aluminum	Steel	Aluminum	Steel	Aluminum	Steel	Aluminum
Art. 82P									
<p>Per centri a 5 ASSI For 5 AXIS machining centres</p> <p>Art.665: € 726</p>									
ØA		280		500		500		420	
B		-		380		400		-	
C		58		58		58		58	
P		-		200 / 250		200 / 250		200	
P1		-		200		200 / 250		200	
N° Zero Point		1		4		4		4	
kg		30	17	67	29	69	31	56	26
Cod.		9.82. P2828S2	9.82. P2828A2	9.82. P5038S4	9.82. P5038A4	9.82. P5040S4	9.82. P5040A4	9.82. P4242S4	9.82. P4242A4
* €		1.500	1.500	4.460	4.460	4.480	4.480	4.500	4.500

Piastra tonda con Zero Point Art.665 montaggio incassato
Round head plate with Zero Point Art.665 built-in mounting

Opzione apertura indipendente Zero Point / Zero point independent control option SOVRAPREZZO / EXTRA PRICE: **€ 250 Cad. / Each**

PIASTRA BASE ROTONDA LISCIA E A RETICOLO - SQUARE SMOOTH AND GRID ROUNDED PLATES

Tipo (grandezza) Zero-Point Zero-Point type (size)	kN	2 up to 14 kN							
		Steel	Aluminum	Steel	Aluminum	Steel	Aluminum	Steel	Aluminum
Art. 62iC									
Art. 62iE									
<p>Piastra base tonda liscia (Art.62iC) o a reticolo (Art.62iE) con tiranti femmina Art.10A - 10B per cambio rapido Zero Point</p> <p>Smooth round interfaced plate (Art.62iC) or grid (Art.62iE) with female pull-studs Art.10A - 10B for ZERO POINT quick change</p>									
ØA		400		500		630		800	
B		-		400		500		630	
C		38		38		38		38	
P		200		250		300		300	
kg		41	15	59	21	92	33	149	54
Art.62iC Cod.		9.62. IC4032S4	9.62. IC4032A4	9.62. IC4050S4	9.62. IC4060A4	9.62. IC4070S4	9.62. IC4070A4	9.62. IC4080S4	9.62. IC4080A4
€		1.050	1.050	1.200	1.200	1.400	1.400	1.800	1.800
Art.62iE Cod.		9.62. IE4032S4	9.62. IE4032A4	9.62. IE4050S4	9.62. IE4060A4	9.62. IE4070S4	9.62. IE4070A4	9.62. IE4080S4	9.62. IE4080A4
€		1.300	1.300	1.660	1.660	2.220	2.220	3.220	3.220

FLANGE MOUNTING
2
 up to 14 kN

DMG DMU 50		Haas UMC 750		Mazak Variax 630		DMG DMU 70 Evo		DMG DMC 635V		DMG DMC 1035V		DMG DMU 80P	
Steel	Aluminum	Steel	Aluminum	Steel	Aluminum	Steel	Aluminum	Steel	Aluminum	Steel	Aluminum	Steel	Aluminum
630		630		630		700		790		1000		900	
500		500		500		500		560		560		630	
83		83		83		83		83		83		83	
200 / 250 / 300		200 / 250 / 300		200 / 250 / 300		200 / 300 / 400		200 / 250		200 / 300 / 350		200 / 250	
200 / 250 / 300		200 / 250 / 300		200 / 250 / 300		200 / 300		200 / 250 / 300		200 / 300 / 400		200 / 300 / 400	
4		4		4		4		6		8		6	
85	46	85	46	85	46	94	49	124	68	151	78	149	76
9.72. P6350S4	9.72. P6350A4	9.72. P6350S4	9.72. P6350A4	9.72. P6350S4	9.72. P6350A4	9.72. P7050S4	9.72. P7050A4	9.72. P7956S6	9.72. P7956A6	9.72. P1056S8	9.72. P1056A8	9.72. P9063S6	9.72. P9063A6
4.800	4.800	4.800	4.800	4.800	4.800	4.860	4.860	6.880	6.880	9.060	9.060	7.280	7.280

BUILT-IN MOUNTING
2
 up to 14 kN


DMG DMU 50		Haas UMC 750		Mazak Variax 630		DMG DMU 70 Evo		DMG DMC 635V		DMG DMC 1035V		DMG DMU 80P	
Steel	Aluminum	Steel	Aluminum	Steel	Aluminum	Steel	Aluminum	Steel	Aluminum	Steel	Aluminum	Steel	Aluminum
630		630		630		700		790		1000		900	
500		500		500		500		560		560		630	
58		58		58		58		58		58		58	
200 / 250 / 300		200 / 250 / 300		200 / 250 / 300		200 / 300 / 400		200 / 250		200 / 250 / 350		200 / 250 / 300	
200 / 250 / 300		200 / 250 / 300		200 / 250 / 300		200 / 250 / 300		200 / 300 / 400		200 / 300 / 400		200 / 300 / 400	
4		4		4		4		6		8		6	
103	43	103	43	103	43	116	48	149	63	197	83	188	87
9.82. P6350S4	9.82. P6350A4	9.82. P6350S4	9.82. P6350A4	9.82. P6350S4	9.82. P6350A4	9.82. P7050S4	9.82. P7050A4	9.82. P7956S6	9.82. P7956A6	9.82. P1056S8	9.82. P1056A8	9.82. P9063S6	9.82. P9063A6
5.000	5.000	5.000	5.000	5.000	5.000	5.170	5.170	7.340	7.340	9.360	9.360	7.940	7.940

CARTER PER PIASTRE TONDE - ROUNDED PLATES COVER
Tipo (grandezza) Zero-Point
 Zero-Point type (size)

kN
2
 up to 14

Art. 72CP

 Carter in acciaio INOX
 per piastre tonde
 interfacciate con
 Zero Point

 Stainless steel round
 cover for Zero Point
 interfaced head plates



	Steel	Steel	Steel	Steel
ØA	420	500	630	800
B	-	400	500	630
C	78	78	78	78
P	200	250	300	300
P1	200	250	300	300
kg			-	-

Cod. 9.72.CP42424 9.72.CP50404 9.72.CP63504 9.72.CP80634

 € **88** **105** **154** **210**

Tipo (grandezza) morsa / Vise type (size)	1		2				3	
	25 kN		25 kN				30 kN	
kN								
A	130	230	182	282	382	482	244	344
B	99,5				117		137	
C	70				90		100	
D	232	332	300	400	500	600	400	500
E	249	349	320	420	520	620	425	525
F	169,5				207		237	
G	75				95		125	
H	75				85		98	
L	56				64		84	
J3	76	76			101		132	
J4	55	55			63		82	
X	39,5				47		57	
W	74				94		124	
kg	-				-		-	

Cod.	5.86.81200	5.86.81300	5.86.82300	5.86.82400	5.86.82500	5.86.82600	5.86.83400	5.86.83500
€	1.703	1.818	1.966	1.861	2.270	2.428	2.460	2.281



Art. 868D

(Art. 868 + 802) Morsa + moltiplicatore di coppia / Vise + torque multiplier

Cod.	5.86.8D120	5.86.8D130	5.86.8D230	5.86.8D240	5.86.8D250	5.86.8D260	5.86.8D340	5.86.8D350
€	2.565	2.680	2.827	2.722	3.132	3.289	3.374	3.195



Moltiplicatore di coppia con rinvio angolare - Mechanical with torque multiplier with angular transmission

Cod.	5.80.21000	5.80.22000	5.80.23000
€	906	906	953

Art. 868E

(Art. 868 + 890) Morsa + motore idraulico / Vise + hydraulic motor

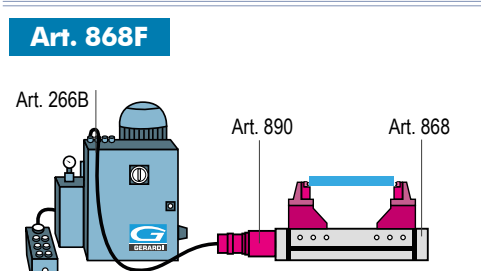
Cod.	5.86.8E120	5.86.8E130	5.86.8E230	5.86.8E240	5.86.8E250	5.86.8E260	5.86.8E340	5.86.8E350
€	2.753	2.869	3.027	2.922	3.321	3.479	3.909	3.731




Art. 868F

(Art. 868 + 890 + 266B) Morsa + motore idraulico + centralina / Vise + hydraulic motor + power unit

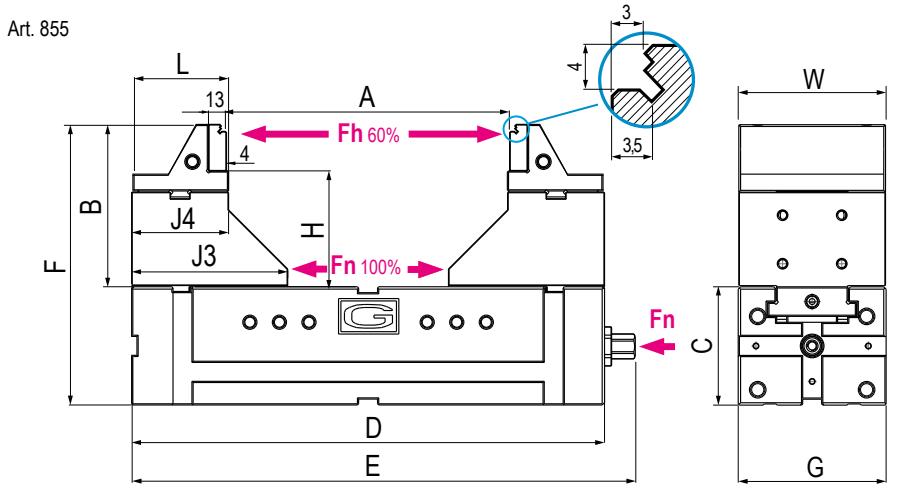
Cod.	5.86.8F120	5.86.8F130	5.86.8F230	5.86.8F240	5.86.8F250	5.86.8F260	5.86.8F340	5.86.8F350
€	9.771	9.887	10.066	9.951	10.360	10.518	10.958	10.780



- Dotazione standard:
- 1 arresti laterali Art. 370
 - 1 coppia di tasselli di posizionamento per cava da 16 mm Art. 297
 - 1 chiave a pipa Art. 375
 - 1 piastrina di collegamento Art. 801S



- Standard equipment:
- 1 workstops Art. 370
 - 1 pair of positioning key-nuts for 16 mm slot Art. 297
 - 1 box wrench Art. 375
 - 1 connecting plate Art. 801S



	3 30 kN			4 30 kN				5 32 kN			6 32 kN		
A	444	544	644	316	416	516	616	396	496	596	596	696	796
B		137				171			186			246	
C		100				120			140			160	
D	600	700	800	500	600	700	800	600	700	800	800	900	1000
E	625	725	825	525	625	725	825	625	725	825	825	925	1025
F		237				291			326			406	
G		125				145			170			190	
H		98				128			138			180	
L		84				97			107			107	
J3		132				154			169			189	
J4		82				96			106			106	
X		57				64			66			86	
W		124				144			169			189	
kg	-	-	-	-	-	-	-	-	-	-	-	-	-

Cod.	5.86.83600	5.86.83700	5.86.83800	5.86.84500	5.86.84600	5.86.84700	5.86.84800	5.86.85600	5.86.85700	5.86.85800	5.86.86800	5.86.86900	5.86.86100
€	2.859	3.079	3.310	3.047	2.932	3.626	3.899	3.678	4.141	4.498	5.317	6.052	6.641

Art. 868D (Art. 868 + 802) Morsa + moltiplicatore di coppia / Vise + torque multiplier

5.86.8D360	5.86.8D370	5.86.8D380	5.86.8D450	5.86.8D460	5.86.8D470	5.86.8D480	5.86.8D560	5.86.8D570	5.86.8D580	5.86.8D680	5.86.8D690	5.86.8D610
3.762	3.993	4.224	4.161	4.046	4.739	5.013	4.896	5.384	5.705	6.525	7.261	7.849

Art. 802 Moltiplicatore di coppia con rinvio angolare - Mechanical with torque multiplier with angular transmission

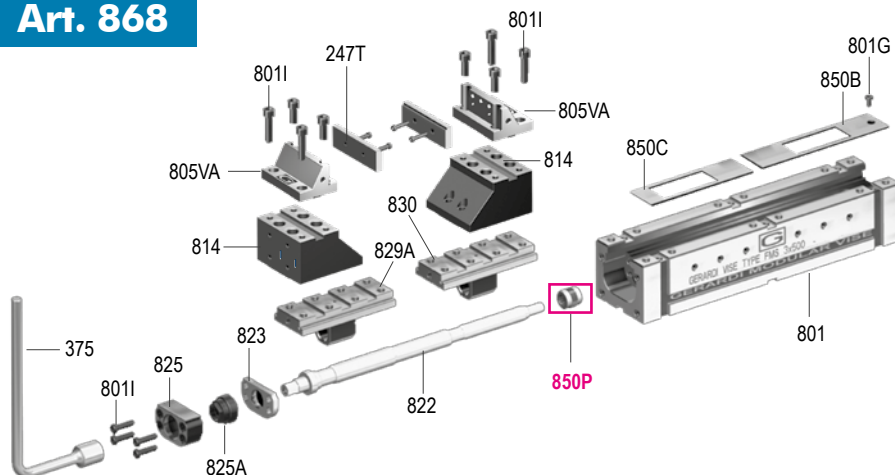
5.80.23000	5.80.24000	5.80.25000	5.80.26000
953	1.171	1.278	1.270

Art. 868E (Art. 868 + 890) Morsa + motore idraulico / Vise + hydraulic motor

5.86.8E360	5.86.8E370	5.86.8E380	5.86.8E450	5.86.8E460	5.86.8E470	5.86.8E480	5.86.8E560	5.86.8E570	5.86.8E580	5.86.8E680	5.86.8E690	5.86.8E610
4.308	4.529	4.760	4.518	4.403	5.096	5.370	5.338	5.800	6.147	6.998	7.733	8.322

Art. 868F (Art. 868 + 890 + 266B) Morsa + motore idraulico + centralina / Vise + hydraulic motor + power unit

5.86.8F360	5.86.8F370	5.86.8F380	5.86.8F450	5.86.8F460	5.86.8F470	5.86.8F480	5.86.8F560	5.86.8F570	5.86.8F580	5.86.8F680	5.86.8F690	5.86.8F610
11.347	11.579	11.810	11.600	10.917	12.177	12.451	12.619	13.081	13.438	14.342	15.077	15.666

Art. 868


Art.	Pag.	Art.	Pag.
375	4.35	850B	5.61
801	5.50	850C	5.61
801G	5.61	850P	5.72
801I	5.61	814	5.56
810J	5.56	805VA	5.35
822	5.53	247T	5.35
823	5.59	-	-
825	5.59	-	-
825A	5.61	-	-
829A	5.52	-	-
830	5.52	-	-

Automatic Vises

GRIPMATIC

Morse Automatiche per centri di lavoro automatizzati

Automatic vises system for automatic machine centre



Precisione / Accuracy
 $\pm 0,02\text{mm}$



Durezza / Hardened
HRC 58 \pm 2

CARATTERISTICHE & VANTAGGI

- ✓ USURA INESISTENTE
- ✓ RAPIDITA' DEI SERRAGGI
- ✓ PNEUMATICA O IDRAULICA
- ✓ UTILIZZO NON PRESIDATO
- ✓ CONTROLLABILE DA CNC
- ✓ CARICO E SCARICO TRAMITE ROBOT
- ✓ PRECISIONI $\pm 0,02\text{ mm}$
- ✓ RIGIDITA' & SICUREZZA
- ✓ DESIGN COMPATTO E MANEGGEVOLEZZA
- ✓ AUTOCENTRANTI

TECHNICAL FEATURES & ADVANTAGES

- ✓ NO WEAR
- ✓ QUICK CLAMPING
- ✓ PNEUMATIC OR HYDRAULIC
- ✓ UNATTENDED USE POSSIBLE
- ✓ CNC MANAGEABLE
- ✓ WORKPIECE LOAD & DOWNLOAD BY ROBOT
- ✓ HIGHEST ACCURACIES $\pm 0,02\text{ mm}$
- ✓ RIGIDITY & SAFETY
- ✓ SELF-CENTERING



PNEUMATICA A DOPPIO EFFETTO O IDRAULICA
 PNEUMATIC DOUBLE EFFECT OR HYDRAULIC

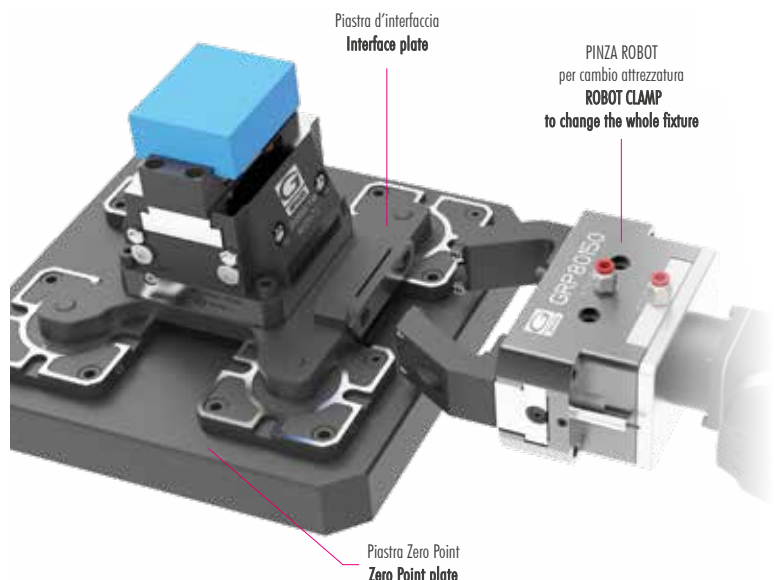


Totamente automatica

Fully Automatic

Predisposizione per la completa gestione tramite CNC, automatizzando i processi di serraggio e incrementando così la produttività della vostra officina. Utilizzo non presidiato, Comandabile dal CNC, Ideale per carico e scarico tramite robot

Configured for the complete handling by CNC, to automate the clamping process and increasing the productivity of your company. Unattended use possible, CNC manageable, ideal for automatic workpiece loading by robot.



Piastra d'interfaccia
 Interface plate

PINZA ROBOT
 per cambio attrezzatura
 ROBOT CLAMP
 to change the whole fixture

Piastra Zero Point
 Zero Point plate

Il funzionamento pneumatico o idraulico delle morse GRIPMATIC, grazie ad un pistone a doppio effetto garantisce una completa gestione in automatico delle morse. La notevole modularità permette inoltre di utilizzarle su qualunque tipologia di macchina e grazie alla predisposizione e la completa gestione tramite CNC, si ha la possibilità di automatizzare i processi di serraggio incrementando così la produttività della vostra officina.

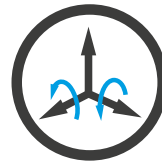
The pneumatic or hydraulic activation of GRIPMATIC vises is made through a double effect piston that grants the complete managing of the vise. One of the main features is modularity that allows this kind of vise to be used on any type of machine and, thanks to its configuration and complete handling by CNC, it is also possible to automate the clamping process so increasing the productivity of your company.



GripMatic

Le Automatiche & Autocentranti
 The Automatic & Self-centering

Art. 670 PN | ID



SCAN IT TO WATCH THE



VIDEO PRESENTATION



Morse Automatiche ideali per centri a 5 assi Automatic Vises ideal for 5 axis machining centres

Ganasce e piastre ganasce - Jaws and jaw plates



ART. 671B

ART. 671A

ART. 671C

Ganasce & Piastre ganasce per morse GripMatic
 Jaws & Jaw plates for GripMatic vises

Forza di serraggio

Clamping Force



Art.670	PN	ID
T.2	5,1 kN	15 kN
T.3	16 kN	32 kN
T.4	22 kN	43 kN

Predisposizione

Zero Point

Zero Point Ready



Predisposizione per il posizionamento rapido e preciso della morse GripMatic tramite piastra Zero Point (anche in automatico).

Set-up for the quick and safe positioning of the GripMatic vise through Zero Point plate (also automatic).

Tipo (grandezza) morsa / Vise (type) size		2	3	4	
kN		5,1	16	22	
Art. 670PN	Stroke Art.671A/B	A	6,4 / 6,9	8,5 / 10,5	12 / 13,1
		A1	58,8	106,5	124,5
		B	25	30	35
		C	80	105	130
		D	106	166	206
		E	52	78	96
		G	10	12	16
		H	90	140	170
		W	74	99	124
		kg	6,5	20	38
Cod.		7.67.0PN20	7.67.0PN30	7.67.0PN40	
€		1.576	2.102	2.785	

 Modulo base morsa autocentrante **pneumatica** MAX 10 BAR

 Self-centering vise base module **pneumatic** MAX 10 BAR

NEW 2021
AMPLIA LE TUE APPLICAZIONI TRAMITE GLI ACCESSORI MODULARI !

Art. 671A		Cod.	7.67.1A200	7.67.1A300	7.67.1A400
Ganascia lavorabile Soft jaw		€	148	200	264
Art. 671B		Cod.	7.67.1B200	7.67.1B300	7.67.1B400
Ganascia lavorabile ridotta Soft narrow jaw		€	169	222	295
Art. 671C		Cod.	7.67.1C200	7.67.1C300	7.67.1C400
Ganascia predisposta per piastre ganacce standard ridotte Jaw for narrow width standard jaw plates		€	169	222	295
Art. 243		Cod.	1.65.17000	1.65.27000	1.65.37000
Piastra ganascia piana rigata temprata Hardened grooved straight jaw plate		€	57	62	74
Art. 245		Cod.	4.24.51000	4.24.52000	4.24.53000
Piastra ganascia piana liscia temprata Hardened smooth straight jaw plate		€	57	62	74
Art. 247G		Cod.	1.24.7G100	1.24.7G200	1.24.7G300
Piastra piana con inserti GRIP Straight plate with GRIP inserts		€	121	131	141

Dotazione standard:

- 1 perno di centraggio Art.670P*
- N°4 viti calibrate a colletto Art.83
- Valvola di non ritorno Art. PN16
- N°2 raccordi cilindrici maschi Art.PN04

* (Indicare dimensione in fase di ordine)



Standard equipment:

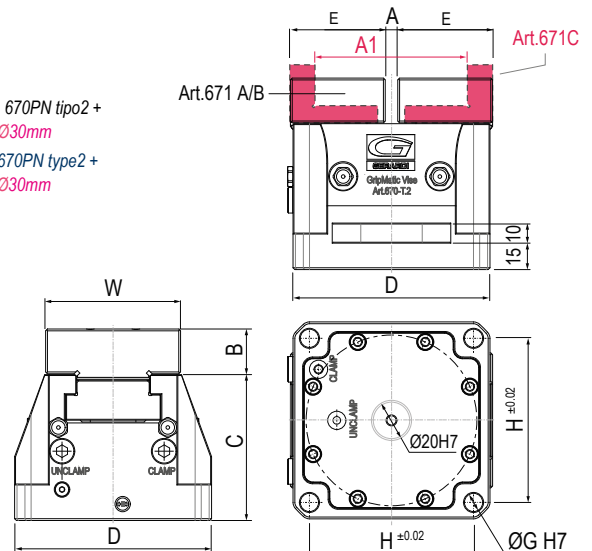
- 1 centering pin Art.670P*
- N. 4 shoulder screw Art. 83
- No return valve Art.PN16
- N.2 Straight male adaptors Art.PN04

*(Dimension to be advised at order)

Art. 670PN


Esempio di ordine: Art. 670PN tipo2 + 2x Art.671A + Art.670P Ø30mm

Example of order: Art. 670PN type2 + 2x Art.671A + Art.650G Ø30mm



Tipo (grandezza) morsa / Vise (type) size		2		3		4	
		kN		kN		kN	
		15		32		43	
Art. 670ID	Stroke Art.671A/B	A	6,4 / 6,9	8,5 / 10,5	12 / 13,1		
		A1	58,8	106,5	124,5		
		B	25	30	35		
		C	80	105	130		
		D	106	166	206		
		E	52	78	96		
		G	10	12	16		
		H	90	140	170		
		W	74	99	124		
		kg	6,5	20	38		
	Cod.		7.67.0ID20	7.67.0ID30	7.67.0ID40		
	€		1.576	2.102	2.785		

Modulo base morsa autocentrante idraulica
MAX 30 BAR* (tipo 4, MAX 25 BAR)
 *Presto disponibili anche 60 o 350 BAR

NEW 2021



Self-centering vise
 base module
hydraulic MAX 30 BAR*
 (Type 4, MAX 25 BAR)
 Soon available 60 or 350 BAR

SUGGERITA APERTURA PNEUMATICA
PNEUMATIC OPENING SUGGESTED

UPGRADE YOUR VISE APPLICATIONS THROUGH MODULAR ACCESSORIES !

Art. 671A	<p>Ganascia lavorabile Soft jaw</p>	Cod.	7.67.1A200	7.67.1A300	7.67.1A400
		€	148	200	264
Art. 671B	<p>Ganascia lavorabile ridotta Soft narrow jaw</p>	Cod.	7.67.1B200	7.67.1B300	7.67.1B400
		€	169	222	295
Art. 671C	<p>Ganascia predisposta per piastre ganasce standard ridotte Jaw for narrow width standard jaw plates</p>	Cod.	7.67.1C200	7.67.1C300	7.67.1C400
		€	169	222	295
Art. 243	<p>Piastra ganascia piana rigata temprata Hardened grooved straight jaw plate</p>	Cod.	1.65.17000	1.65.27000	1.65.37000
		€	57	62	74
Art. 245	<p>Piastra ganascia piana liscia temprata Hardened smooth straight jaw plate</p>	Cod.	4.24.51000	4.24.52000	4.24.53000
		€	57	62	74
Art. 247G	<p>Piastra piana con inserti GRIP Straight plate with GRIP inserts</p>	Cod.	1.24.7G100	1.24.7G200	1.24.7G300
		€	121	131	141

Dotazione standard:

- 1 perno di centraggio Art.670P*
- N°4 viti calibrate a colletto Art.83
- N°2 Niplon

* (Indicare dimensione in fase di ordine)



Standard equipment:

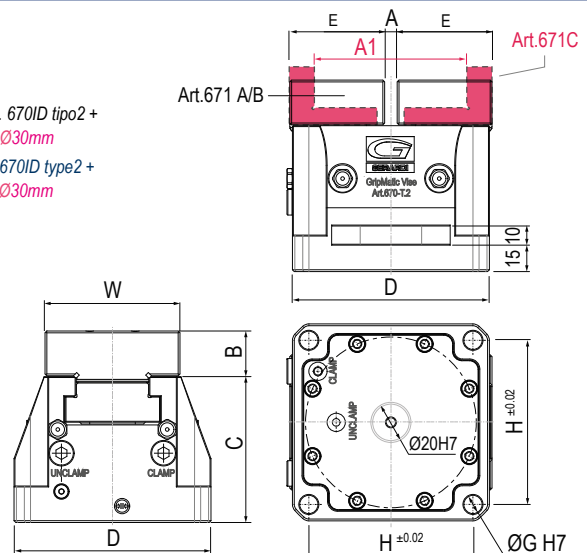
- 1 centering pin Art.640P*
- N. 4 shoulder screw Art. 83
- N.2 Niplon

* (Dimension to be advised at order)

Art. 670ID



Esempio di ordine: Art. 670ID tipo2 +
 2x Art.671A + Art.670P Ø30mm
Example of order: Art. 670ID type2 +
 2x Art.671A + Art.650G Ø30mm



PIASTRE DI INTERFACCIA PER MORSE GRIPMATIC

INTERFACED PLATES FOR GRIPMATIC VISES

NEW 2021

Tipo (grandezza) morsa / Vise (type) size		2	3	4
		5,1 - 15	16 - 32	22 - 43
Art. 670CP SEMI AUTOMATICA SEMI-AUTOMATIC	A	90	140	170
	B	90	140	170
	C	-	38	-
	D	200	200	200
	E	200	200	200
	F	250	250	250
	G	250	250	250
	Cod.	7.67.0CP20	7.67.0CP30	7.67.0CP40
€	2.000	2.000	2.000	

Piastra di interfaccia per morsa GripMatic Art.670 PN **semiautomatca** con innesto aria tramite attacco rapido e gestione del sistema manuale tramite selettore



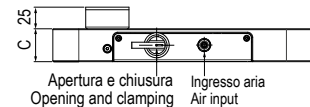
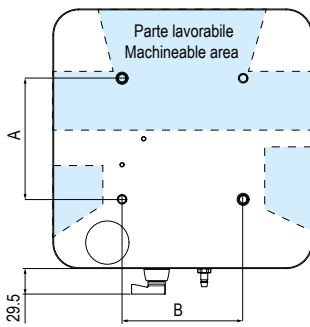
Art.670PN

Interface plate for GripMatic vise Art.670PN **semi-automatic** quick coupling air input and manual system control through a selector.

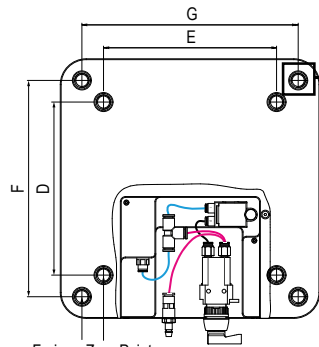
Art.670CP



Selettore - selector


 Apertura e chiusura / Opening and clamping
 Ingresso aria / Air input



Parte lavorabile / Machineable area



Fori per Zero Point / Holes for Zero Point table



Predisposizione Zero Point / Zero Point ready



Esempio applicativo con azionamento esterno (Pedale / joystick) su richiesta allo stesso prezzo. Application example with external activation (pedal / joystick) on request at the same price

7

PIASTRE DI INTERFACCIA PERSONALIZZATE PER MORSE GRIPMATIC

CUSTOMIZED INTERFACED PLATES FOR GRIPMATIC VISES

NEW 2021

Tipo (grandezza) morsa / Vise (type) size		2	3	4
		5,1 - 15	16 - 32	22 - 43
Art. 670AP AUTOMATICA AUTOMATIC	Cod.	7.67.0AP20	7.67.0AP30	7.67.0AP40
	€	2.200	2.200	2.200

Piastra di interfaccia per morsa GripMatic Art.670PN **automatica** con innesto aria/olio tramite la tavola della macchina e gestibile direttamente dal CNC.

Piastra completamente personalizzabile in base alle funzionalità della macchina utensile (comando di presenza pezzo e pulizia)

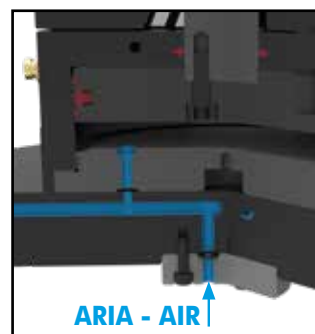


Art.670ID/PN




Art.670AP

Interface plate for GripMatic vise Art.670PN **automatic** with air or oil input through the machine table and possible to be controlled directly by the CNC. This plate can be fully tailored according the characteristics of the machine (workpiece positioning check and cleanliness)

PIASTRA COMPLETAMENTE PERSONALIZZABILE !
COMPLETE CUSTOMIZABLE PLATE !


Ingresso diretto ARIA - Direct AIR input



Esempio applicativo - Applicative example

CENTRALINE PNEUMOIDRAULICHE PER MORSE GRIPMATIC

PNEUMOHYDRAULIC POWER UNIT FOR GRIPMATIC VISES

NEW 2021

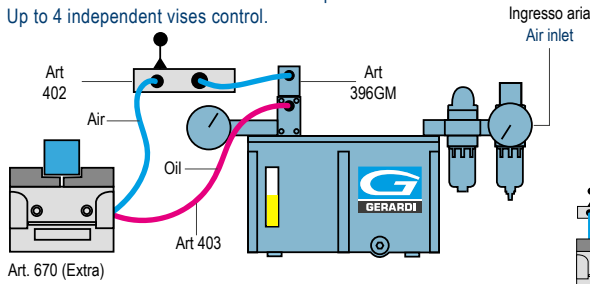
Tipo (grandezza) morsa / Vise (type) size

kN	2 5,1 - 15	3 16 - 32	4 22 - 43
----	---------------	--------------	--------------

Art.394 GM

COMANDO PNEUMATICO
PNEUMATIC CONTROL

 Centralina a comando pneumatico remoto. **Pressione max 33bar**
 Con mantenimento e ripristino automatico della pressione desiderata.
 Per il controllo da 1 a 4 morse indipendenti.

 Power unit with remote pneumatic control. **Max pression 33bar**
 Automatic retention and reset of desired pressure.
 Up to 4 independent vises control.


Art. 670 (Extra)

Entrata ARIA 7bar, Uscita OLIO Max 33bar - AIR inlet 7bar, output OIL Max 33bar

1 MORSA / 1 VISES - (1 Art.402 - 1 Art.403 - 1 Art.396GM)

 Cod. 7.39.4GM331
 € **1.350**

2 MORSE / 2 VISES - (2 Art.402 - 2 Art.403 - 2 Art.396GM)

 Cod. 7.39.4GM332
 € **1.650**

3 MORSE / 3 VISES - (3 Art.402 - 3 Art.403 - 3 Art.396GM)

 Cod. 7.39.4GM333
 € **1.950**

4 MORSE / 4 VISES - (4 Art.402 - 4 Art.403 - 4 Art.396GM)

 Cod. 7.39.4GM334
 € **2.300**

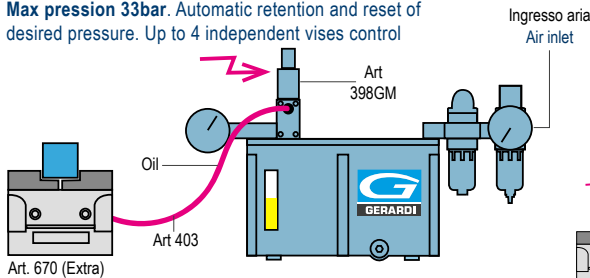
Tipo (grandezza) morsa / Vise (type) size

kN	2 5,1 - 15	3 16 - 32	4 22 - 43
----	---------------	--------------	--------------

Art.395 GM

COMANDO ELETTRICO
ELECTRIC CONTROL

 Centralina a comando pneumatico con azionamento elettrico e pressostato. **Pressione max 33bar**
 Con mantenimento e ripristino automatico della pressione desiderata.
 Per il controllo da 1 a 4 morse indipendenti

 Pneumatic power unit with electric control and pressurestat
Max pression 33bar. Automatic retention and reset of desired pressure. Up to 4 independent vises control


Art. 670 (Extra)

Entrata ARIA 7bar, Uscita OLIO Max 33bar - AIR inlet 7bar, output OIL Max 33bar

1 MORSA / 1 VISES - (1 Art.403 - 1 Art.398GM)

 Cod. 7.39.5GM331
 € **1.550**

2 MORSE / 2 VISES - (2 Art.403 - 2 Art.398GM)

 Cod. 7.39.5GM332
 € **2.050**

3 MORSE / 3 VISES - (3 Art.403 - 3 Art.398GM)

 Cod. 7.39.5GM333
 € **2.550**

4 MORSE / 4 VISES - (4 Art.403 - 4 Art.398GM)

 Cod. 7.39.5GM334
 € **3.050**

ACCESSORI E RICAMBI / SPARE PARTS

Art. 403

 Tubo termoplastico completo di attacco rapido Art. 270A (m 1)
 Thermoplastic pipe complete with rapid connection Art. 270A (m 1)

Cod. 4.40.30000

 € **130**

Per ogni metro extra / For each extra meter: € 30



Art. 402

 Distributore leva angolare, 2 vie
 Angular valve, 2 ways

Cod. 9.40.20000

 € **83**


Art. 400

 Pedale bistabile
 Two positions foot pedal

Cod. 4.40.00000

 € **180**

 Ingresso aria (Ø 8 - 7bar)
 Air inlet (Ø 8 - 7bar)

 Ingresso aria (Ø 8 - 7bar)
 Air inlet (Ø 8 - 7bar)

Art. 396 GM

Blocco modulare per comando pneumatico aggiuntivo per ogni morsa extra

Modular block for pneumatic control for each extra vise



Cod. 4.39.6GM00

 € **270**

Art. 398 GM

Blocco modulare per comando elettrico (con pressostato) aggiuntivo per ogni morsa extra

Modular block for electric control (with pressurestat) for each extra vise


 Pressostato
 Pressurestat

Cod. 4.39.8GM00



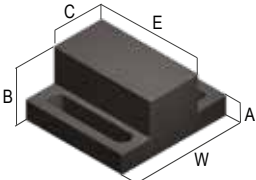

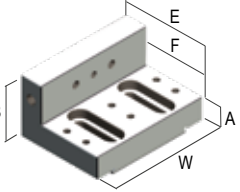

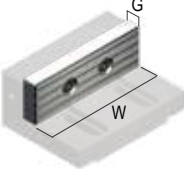
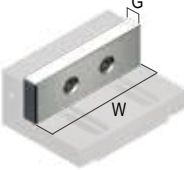
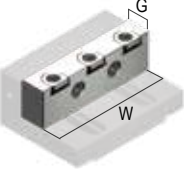



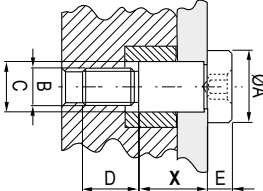


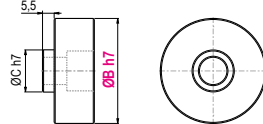
 € **410**

 Su richiesta: 12V / 24V / ...V
 On request: 12V / 24V / ...V

GANASCE & PIASTRE GANASCE PER MORSE MULTITASKING Art.670

JAWS & JAW PLATES FOR MULTITASKING VISES Art.670

NEW

Tipo (grandezza) / Type (size)	2	3	4																																	
Art. 671A* Ganaschia mobile lavorabile Soft movable jaw Materiale temprabile 20MnCr5 Hardenable material 20MnCr5	 	<table border="1"> <tr><td>W</td><td>74</td><td>99</td><td>124</td></tr> <tr><td>B</td><td>25</td><td>30</td><td>35</td></tr> <tr><td>E</td><td>49</td><td>79</td><td>96</td></tr> <tr><td>Cod.</td><td>7.67.1A200</td><td>7.67.1A300</td><td>7.67.1A400</td></tr> <tr><td>€</td><td>148</td><td>200</td><td>264</td></tr> </table>	W	74	99	124	B	25	30	35	E	49	79	96	Cod.	7.67.1A200	7.67.1A300	7.67.1A400	€	148	200	264														
W	74	99	124																																	
B	25	30	35																																	
E	49	79	96																																	
Cod.	7.67.1A200	7.67.1A300	7.67.1A400																																	
€	148	200	264																																	
Art. 671B* Ganaschia mobile lavorabile ridotta Soft narrow movable jaw Materiale temprabile 20MnCr5 Hardenable material 20MnCr5	 	<table border="1"> <tr><td>W</td><td>40</td><td>65</td><td>81</td></tr> <tr><td>A</td><td>10</td><td>10</td><td>15</td></tr> <tr><td>B</td><td>25</td><td>30</td><td>35</td></tr> <tr><td>C</td><td>15</td><td>28</td><td>38</td></tr> <tr><td>E</td><td>40</td><td>65</td><td>81</td></tr> <tr><td>Cod.</td><td>7.67.1B200</td><td>7.67.1B300</td><td>7.67.1B400</td></tr> <tr><td>€</td><td>169</td><td>222</td><td>295</td></tr> </table>	W	40	65	81	A	10	10	15	B	25	30	35	C	15	28	38	E	40	65	81	Cod.	7.67.1B200	7.67.1B300	7.67.1B400	€	169	222	295						
W	40	65	81																																	
A	10	10	15																																	
B	25	30	35																																	
C	15	28	38																																	
E	40	65	81																																	
Cod.	7.67.1B200	7.67.1B300	7.67.1B400																																	
€	169	222	295																																	
Art. 671C* Ganaschia mobile predisposta per piastre ganasce standard ridotte Movable jaw for narrow standard jaw plates * Viti per fissaggio a richiesta €10 Fixing screws on request €10	 	<table border="1"> <tr><td>W</td><td>74</td><td>94</td><td>124</td></tr> <tr><td>A</td><td>13,5</td><td>18</td><td>18</td></tr> <tr><td>B</td><td>38</td><td>48</td><td>58</td></tr> <tr><td>E</td><td>45</td><td>70</td><td>87</td></tr> <tr><td>F</td><td>30</td><td>51</td><td>62</td></tr> <tr><td>Cod.</td><td>7.67.1C200</td><td>7.67.1C300</td><td>7.67.1C400</td></tr> <tr><td>€</td><td>169</td><td>222</td><td>295</td></tr> </table>	W	74	94	124	A	13,5	18	18	B	38	48	58	E	45	70	87	F	30	51	62	Cod.	7.67.1C200	7.67.1C300	7.67.1C400	€	169	222	295						
W	74	94	124																																	
A	13,5	18	18																																	
B	38	48	58																																	
E	45	70	87																																	
F	30	51	62																																	
Cod.	7.67.1C200	7.67.1C300	7.67.1C400																																	
€	169	222	295																																	
Art. 243* Piastra ganaschia piana rigata temprata Hardened grooved straight jaw plate * Viti per fissaggio a richiesta €10 Fixing screws on request €10		<table border="1"> <tr><td>W</td><td>74</td><td>94</td><td>124</td></tr> <tr><td>G</td><td>19</td><td>19</td><td>19</td></tr> <tr><td>Cod.</td><td>1.65.17000</td><td>1.65.27000</td><td>1.65.37000</td></tr> <tr><td>€</td><td>57</td><td>62</td><td>74</td></tr> </table>	W	74	94	124	G	19	19	19	Cod.	1.65.17000	1.65.27000	1.65.37000	€	57	62	74																		
W	74	94	124																																	
G	19	19	19																																	
Cod.	1.65.17000	1.65.27000	1.65.37000																																	
€	57	62	74																																	
Art. 245* Piastra ganaschia piana liscia temprata Hardened smooth straight jaw plate * Viti per fissaggio a richiesta €10 Fixing screws on request €10		<table border="1"> <tr><td>W</td><td>74</td><td>94</td><td>124</td></tr> <tr><td>G</td><td>19</td><td>19</td><td>19</td></tr> <tr><td>Cod.</td><td>4.24.51000</td><td>4.24.52000</td><td>4.24.53000</td></tr> <tr><td>€</td><td>57</td><td>62</td><td>74</td></tr> </table>	W	74	94	124	G	19	19	19	Cod.	4.24.51000	4.24.52000	4.24.53000	€	57	62	74																		
W	74	94	124																																	
G	19	19	19																																	
Cod.	4.24.51000	4.24.52000	4.24.53000																																	
€	57	62	74																																	
Art. 247G* Piastra piana con inserti GRIP Straight plate with GRIP inserts * Viti per fissaggio a richiesta €10 Fixing screws on request €10		<table border="1"> <tr><td>W</td><td>74</td><td>94</td><td>124</td></tr> <tr><td>G</td><td>20</td><td>20</td><td>20</td></tr> <tr><td>Cod.</td><td>1.24.7G100</td><td>1.24.7G200</td><td>1.24.7G300</td></tr> <tr><td>€</td><td>121</td><td>131</td><td>141</td></tr> </table>	W	74	94	124	G	20	20	20	Cod.	1.24.7G100	1.24.7G200	1.24.7G300	€	121	131	141																		
W	74	94	124																																	
G	20	20	20																																	
Cod.	1.24.7G100	1.24.7G200	1.24.7G300																																	
€	121	131	141																																	
Art. PN16 Valvola direzionale di non ritorno - 1/8" Gas Unidirectional check valve - 1/8" Gas		<table border="1"> <tr><td>Cod.</td><td>9.PN.16000</td></tr> <tr><td>€</td><td>153</td></tr> </table>	Cod.	9.PN.16000	€	153																														
Cod.	9.PN.16000																																			
€	153																																			
Art. PN20 Raccordo a Y Ø6 - Ø8 Y adaptor Ø6 - Ø8		<table border="1"> <tr><td>Cod.</td><td>9.PN.20006/8</td></tr> <tr><td>€</td><td>10</td></tr> </table>	Cod.	9.PN.20006/8	€	10																														
Cod.	9.PN.20006/8																																			
€	10																																			
Art. 83 Vite Calibrata a colletto Shoulder calibrated screw	 	<table border="1"> <tr><td>A</td><td>16</td><td>18</td><td>24</td></tr> <tr><td>B</td><td>M8</td><td>M10</td><td>M12</td></tr> <tr><td>C</td><td>10h7</td><td>12h7</td><td>16h7</td></tr> <tr><td>D</td><td>15</td><td>15</td><td>18</td></tr> <tr><td>E</td><td>7</td><td>8</td><td>11</td></tr> <tr><td>X</td><td>30</td><td>40</td><td>45</td></tr> <tr><td>Cod.</td><td>8.83.10300</td><td>8.83.12400</td><td>8.83.16450</td></tr> <tr><td>€</td><td>11</td><td>12</td><td>13</td></tr> </table>	A	16	18	24	B	M8	M10	M12	C	10h7	12h7	16h7	D	15	15	18	E	7	8	11	X	30	40	45	Cod.	8.83.10300	8.83.12400	8.83.16450	€	11	12	13		
A	16	18	24																																	
B	M8	M10	M12																																	
C	10h7	12h7	16h7																																	
D	15	15	18																																	
E	7	8	11																																	
X	30	40	45																																	
Cod.	8.83.10300	8.83.12400	8.83.16450																																	
€	11	12	13																																	
Art. 670IDL Adattatore per innesto diretto Direct input adaptor		<table border="1"> <tr><td>Cod.</td><td>7.67.0IDL20</td><td>7.67.0IDL30</td></tr> <tr><td>€</td><td>16</td><td>21</td></tr> </table>	Cod.	7.67.0IDL20	7.67.0IDL30	€	16	21																												
Cod.	7.67.0IDL20	7.67.0IDL30																																		
€	16	21																																		
Art. 670P Perno di centraggio Straight pin	 	<table border="1"> <tr><td>ØB</td><td>20 - 30 - 38,1 - 50 - 50,8</td></tr> <tr><td>Cod.</td><td>7.67.0P3000</td></tr> <tr><td>€</td><td>24</td></tr> </table>	ØB	20 - 30 - 38,1 - 50 - 50,8	Cod.	7.67.0P3000	€	24																												
ØB	20 - 30 - 38,1 - 50 - 50,8																																			
Cod.	7.67.0P3000																																			
€	24																																			

Specificare sempre quota B - Specify always B dimension

Clamping system

DOVE TAIL

Sistema a Coda di Rondine per centri a 5 assi

Irreversible Dove Tail system for 5th axis centres

Il sistema ad incastro irreversibile DOVE TAIL grazie alla sua versatilità e conformazione che garantisce una rigidità estrema consente un'ottimizzazione dei tempi di attrezzaggio e di lavorazione dei particolari

Thanks to its versatility and shape, which guarantees an exceptional rigidity, our Irreversible DOVE TAIL system also ensures an optimisation of set-up and machining times.

Insuperabile per particolari di dimensioni ridotte

Unbeatable to clamp small workpieces



Serraggio ad incastro e rilascio graduale

Irreversible clamping and gradual unclamping

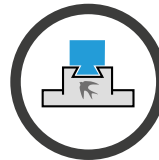
Il particolare da lavorare viene serrato mediante il tassello a Coda di Rondine, che sfruttando l'effetto leva generato dalla vite principale assicura una efficace chiusura ad incastro irreversibile. La molla all'interno permette un rilascio graduale del tassello di bloccaggio

The workpiece is clamped through a Dovetail nut that exploits the lever effect of the main screw and ensures an effective clamping. The internal spring allows a gradual release of the blocking nut.

SCAN IT TO WATCH THE




VIDEO PRESENTATION



Art. 950

*NON DISPONIBILE PER IL MERCATO AMERICANO
NOT AVAILABLE FOR AMERICAN MARKET



7

Sistema irreversibile

Irreversible system

Ogni particolare può essere serrato tramite il sistema a Coda di Rondine pre-lavorando la faccia inferiore, creando una sagoma dell'altezza di 3mm e un angolo di 60°. Il sistema a coda di rondine è un sistema ad incastro irreversibile che garantisce un'estrema rigidità della presa pezzo durante tutti i tipi di lavorazione.

Each part can be clamped through Dove Tail system simply machining in advance the lower side, by creating a 3mm high template and a 60° angle. Dove Tail system is an irreversible interlocking system which guarantees an exceptional rigidity of the clamping during all types of machining.

Rialzo Piramidale

Pyramidal riser

Il supporto piramidale speciale consente di montare 4 sistemi a coda di rondine contemporaneamente inclinati a 30° incrementando così lo spazio di lavoro e le possibilità di lavorazione e riducendo altresì i tempi morti.

The pyramidal riser allows the simultaneous mounting of 4 Dove tail systems inclined at 30° thus increasing the working space, widening the machining possibilities and also reducing the dead times.



SISTEMA A CODA DI RONDINE DOVE TAIL FIXTURES

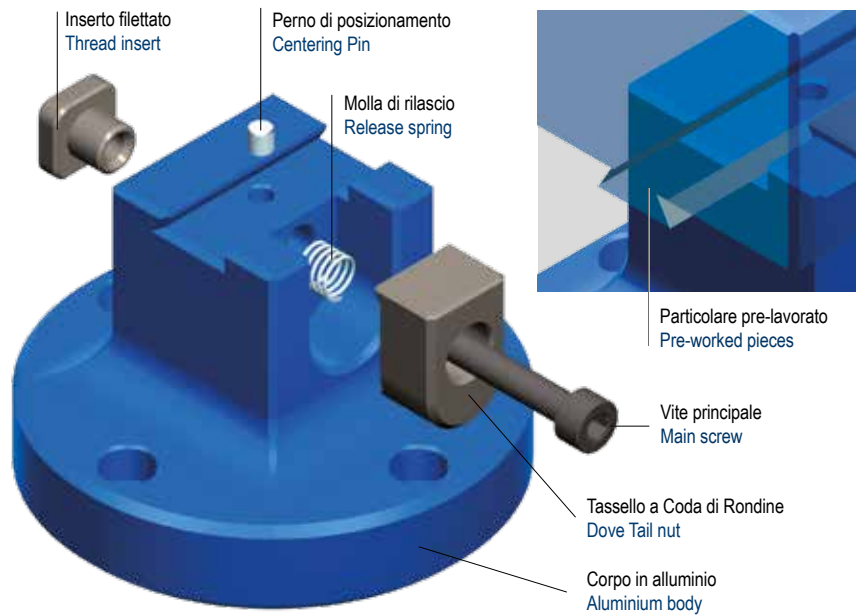
Art.690

Il sistema a Coda di Rondine è progettato specificatamente per le lavorazioni su centri a 5 assi. Grazie alla sua versatilità e conformazione offre un'ottimizzazione dei tempi di attrezzaggio e di lavorazione dei particolari.

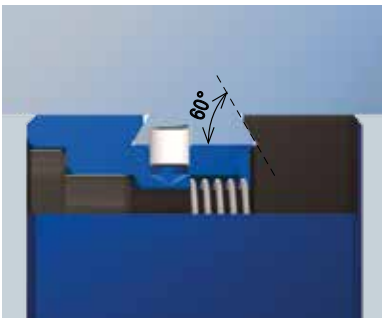
Il sistema Coda di Rondine è compatibile con l'ampia gamma di attrezzature Gerardi, in particolare con il sistema Zero Point e tavole a cambio rapido ed è possibile applicarlo sui più conosciuti centri di lavoro al mondo.

The Dove Tail System is designed specifically for machining on 5 Axis machine centers.

Thanks to its versatility and shape it guarantees the best set up and machining times. The Dove Tail System is obviously compatible with the widest range of Gerardi fixtures in especially with Zero Point systems and with quick change tables and it is possible to use it on the worldwide most popular Machine Centers.


NEW



COME SERRARE UN PARTICOLARE CON IL SISTEMA A CODA DI RONDINE HOW TO CLAMP WORKPIECES WITH DOVE TAIL FIXTURE


1

PREDISPOSIZIONE CODA DI RONDINE DOVE TAIL SET-UP

Ogni particolare può essere serrato tramite il sistema Coda di Rondine pre-lavorando la faccia inferiore mediante l'apposita fresa, creando una sagoma dell'altezza di 3mm e un angolo di 60°.

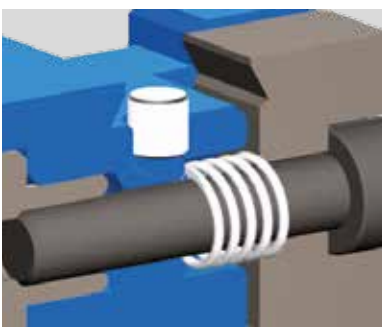
Each workpiece can be clamped on the Dove Tail system machining firstly the lower face through the proper milling cutter in order to create a 3mm height shape with a 60° angle.


2

PERNO DI POSIZIONAMENTO CENTERING PIN

Il perno di posizionamento del sistema Coda di Rondine ha la funzione di assicurare sempre un rapido e perfetto centraggio del particolare da lavorare garantendo la massima ripetibilità.

The positioning pin of the Dove Tail System is for ensuring always a quickest and perfect workpiece centering which will then guarantee the max repeatability.


3

SERRAGGIO & RILASCIO GRADUALE CLAMPING & GRADUAL RELEASE

Il particolare da lavorare viene serrato mediante il tassello a Coda di Rondine, che sfruttando l'effetto leva generato dalla vite principale assicura un'efficace chiusura. La molla all'interno permette un rilascio graduale del tassello di bloccaggio.

The workpiece is clamped through the Dove Tail System which exploiting the leverage created by the main screw ensures a perfect clamping. The internal spring allows a gradual release of the clamping nut.

SISTEMA A CODA DI RONDINE in ALLUMINIO

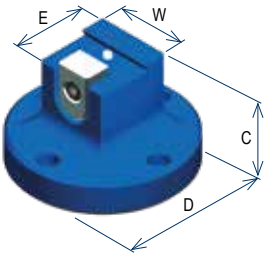
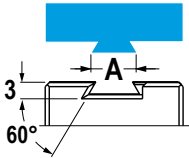
ALUMINIUM DOVE TAIL FIXTURES


NEW

Tipo (grandezza) - (type) size (inch)		1	2	3	4	5	6
Grandezza coda di rondine - Dove tail dimension	A"	0,281"	0,375"	0,5"	0,75"	1,5"	2,25"
Grandezza coda di rondine - Dove tail dimension	A	7,14	9,53	12,7	19,5	38,1	57,15
	C	50	50	50	50	70	70
	D	Ø56	Ø56	Ø76	Ø86	Ø116	88x132
	E	20	22	34	40	70	88
	W	20	22	34	40	50	48
Forma Shape		○	○	○	○	○	□
kg		0,3	0,4	0,9	1,1	3,2	3,6
Cod.		12.690.101	12.690.201	12.690.301	12.690.401	12.690.501	12.690.601
€		684*	684*	710*	710*	710*	710*

Art.690
SINGOLO - SINGLE

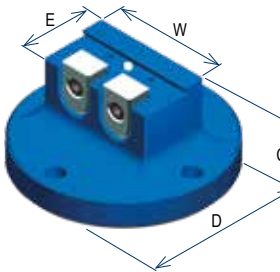
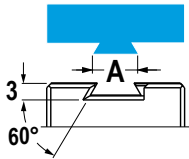
Tipo / Type 3


***NON DISPONIBILE PER IL MERCATO AMERICANO - *NOT AVAILABLE FOR U.S. MARKET**

Tipo (grandezza) - (type) size (inch)		1	2	3	4	5	6
Grandezza coda di rondine - Dove tail dimension	A"	0,281"	0,375"	0,5"	0,75"	1,5"	2,25"
Grandezza coda di rondine - Dove tail dimension	A	7,14	9,53	12,7	19,5	38,1	57,15
	C	-	-	50	50	70	70
	D	-	-	Ø98	Ø104	110	110x128
	E	-	-	34	40	70	88
	W	-	-	60	60	90	90
Forma Shape		-	-	○	○	□	□
kg		-	-	1,4	1,6	4,4	5,3
Cod.		-	-	12.690.302	12.690.402	12.690.502	12.690.602
€		-	-	710*	710*	710*	1.104*

Art.690
DOPIO - DOUBLE

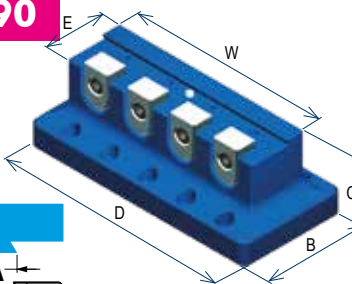
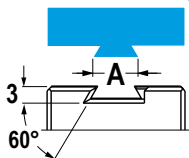
Tipo / Type 3


***NON DISPONIBILE PER IL MERCATO AMERICANO - *NOT AVAILABLE FOR U.S. MARKET**

Tipo (grandezza) - (type) size (inch)		1	2	3	4	5	6
Grandezza coda di rondine - Dove tail dimension	A"	0,281"	0,375"	0,5"	0,75"	1,5"	2,25"
Grandezza coda di rondine - Dove tail dimension	A	7,14	9,53	12,7	19,5	38,1	57,15
	B	-	-	64	70	110	128
	C	-	-	50	50	70	70
	D	-	-	140	140	190	190
	E	-	-	34	40	70	88
	W	-	-	120	120	170	170
Forma Shape		-	-	□	□	□	□
kg		-	-	2,1	2,4	7,9	9,6
Cod.		-	-	12.690.304	12.690.404	12.690.504	12.690.604
€		-	-	921*	1.708*	1.708*	1.708*

Art.690
MULTIPLIO MULTIPLE

Tipo / Type 3

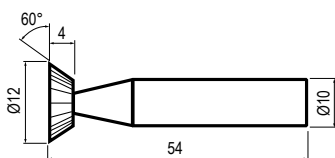

***NON DISPONIBILE PER IL MERCATO AMERICANO - *NOT AVAILABLE FOR U.S. MARKET**

	1	2	3	4	5	6
Cod.	12.690.G001	12.690.G002	12.690.G003	12.690.G004	12.690.G005	12.690.G006
€	87*	97*	97*	97*	128*	128*

Art.690G

 Gruppo di serraggio completo per sistema a coda di rondine
 Complete clamping kit for Dove tail System





***NON DISPONIBILE PER IL MERCATO AMERICANO - *NOT AVAILABLE FOR U.S. MARKET**
Art.690DTF

 Utensile fresa per realizzare la base del particolare da bloccare
 Milling tool for working the base of the workpiece to clamp


	1	2	3	4	5	6
Cod.	7.69.0DTF10					
€	225					

PREDISPOSIZIONE e MONTAGGIO MORSE su SPALLE LAVORATE

TOMBSTONES SET-UP and VISES MOUNTING on 2 SIDE MACHINED TOMBSTONES





Cubo lavorato Art.57C Machined cube Art.57C	Tipo di morsa Vise type	Predisposizione e montaggio* Set-up & Mounting*	Cubo con morse Cube with vises
Cod. 8.57.C00140 Dim. A=300 / B=630 / E=150 / H=950 	€ 1.281 Art.670 Type 2 + 2x Art.671A €296  n°morse Vises n° x 12	€ 200 Per morsa / each vise  Importo per lavorazioni necessarie per predisporre ogni faccia del cubo e montaggio più allineamento di ogni morsa. Amount needed for the set-up of each side and mounting + alignment of each vise on it.	 Art.83
€ 3.248	Tot. € 18.924	Tot. € 2.400	Tot. € 24.572

* Predisposizione lato cubo, montaggio ed allineamento morse incluso di viti, chiavette, staffe e quant'altro necessario.
 Faces set-up, vises mounting including screws, keyways, holding clamps and all the necessary equipment.

Certificato di collaudo € 200 Extra
 Certificate test € 200 Extra

MONTAGGIO e ALLINEAMENTO MORSE su CUBI a RETICOLO

ALIGNEMENT and VISES MOUNTING on GRID TOMBSTONES

Cubo a reticolo Art.53F Grinded tombstone Art.53F	Tipo di morsa Vise type	Montaggio e allineamento* Mounting and alignment*	Cubo con morse Cube with vises
Cod. 8.53.F00107 Dim. A=250 / B=500 / H=1000 	€ 1.156 Art.650 Tipo 2x240  n°morse Vises n° x 12	€ 100 Per morsa / each vise  Art. 296	
€ 6.638	Tot. € 13.872	Tot. € 1.200	Tot. € 21.710

* Montaggio ed allineamento morse incluso di viti, chiavette, staffe e quant'altro necessario.
 Vises mounting and alignment including screws, keyways, holding clamps and all the necessary equipment.

Certificato di collaudo € 200 Extra
 Certificate test € 200 Extra

Diagrammi serraggio / Clamping diagrams

Multitasking

Diagrammi di serraggio meccanico con chiave dinamometrica

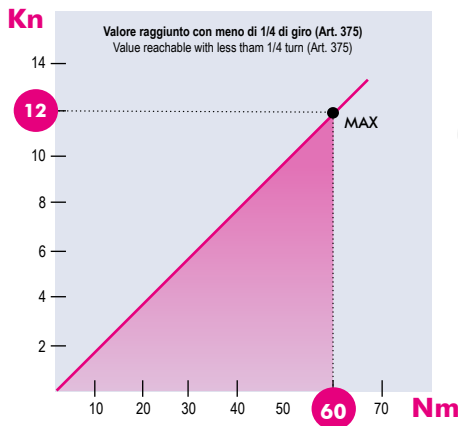
Mechanical clamping diagrams with torque wrench

Art. 357

Morse tipo Vises type

Vite TPF18 - Passo 2mm
Screw TPF18 - Pitch 2mm

1

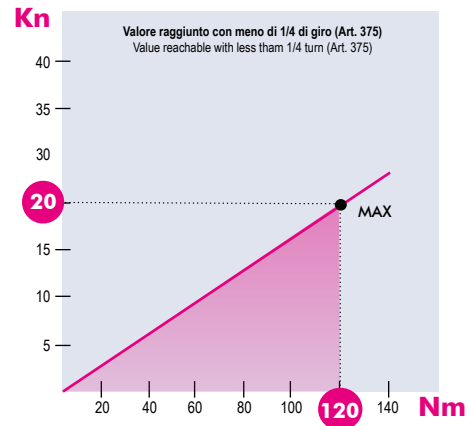


Art. 357

Morse tipo Vises type

Vite TPF24 - Passo 2mm
Screw TPF24 - Pitch 2mm

2



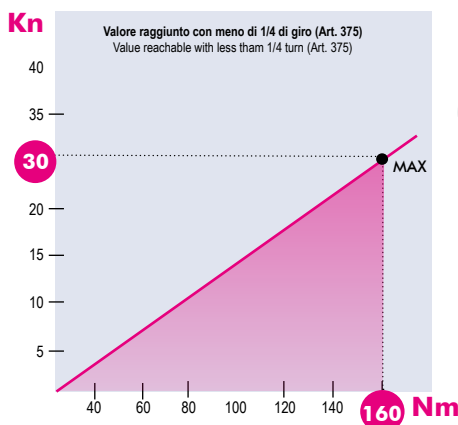
Gruppi di serraggio meccanici / Mechanical clamping devices

I diagrammi seguenti consentono di determinare le forze di serraggio ottenibili con le morse di varia grandezza (da 1 a 3), in funzione del momento applicato
The following diagrams give the clamping force that can be obtained with each vise type (size 1 to 3) depending on the torque

Morse tipo Vises type

Vite TPF24 - Passo 2mm
Screw TPF24 - Pitch 2mm

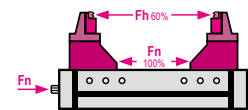
3



Art. 357

FMS

Art. 868



Tipo morsa Vise type	1	2	3 - 4	5 - 6
Vite / Screw TPF	18 / 20mm	18 / 24mm	24 / 30mm	30 / 36mm
Passo / Pitch	2mm	2mm	2mm	3mm

Morse tipo 1 (Max 25 kN - 120 Nm)
Vises type 1 (Max 25 kN - 120 Nm)

Morse tipo 2 (Max 25 kN - 140 Nm)
Vises type 2 (Max 25 kN - 140 Nm)

Morse tipo 3 - 4 (Max 30 kN - 200 Nm)
Vises type 3 - 4 (Max 30 kN - 200 Nm)

Morse tipo 5 - 6 (Max 32 kN - 240 Nm)
Vises type 5 - 6 (Max 32 kN - 240 Nm)

NB: Alcuni fattori, come la lubrificazione, lo staffaggio, gli attriti ed altro, possono modificare i valori indicati fino a $\pm 10\%$. Per un corretto utilizzo non superare i valori indicati nel grafico
Some factor as lubrication, clamping on the machine table, frictions and more can modify above values within a $\pm 10\%$ range. For optimum operation do not exceed chart values.

Diagrammi di serraggio / Clamping diagrams

CompactGrip

Diagrammi di serraggio meccanico con chiave dinamometrica

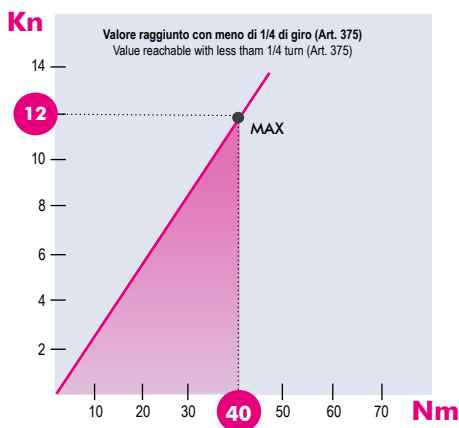
Mechanical clamping diagrams with torque wrench

Art. 357

Morse tipo Vises type

Vite TPF14 - Passo 2mm
Screw TPF14 - Pitch 2mm

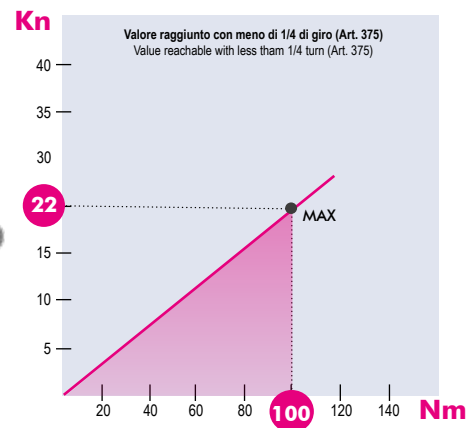
1



Morse tipo Vises type

Vite TPF18 - Passo 2mm
Screw TPF18 - Pitch 2mm

2



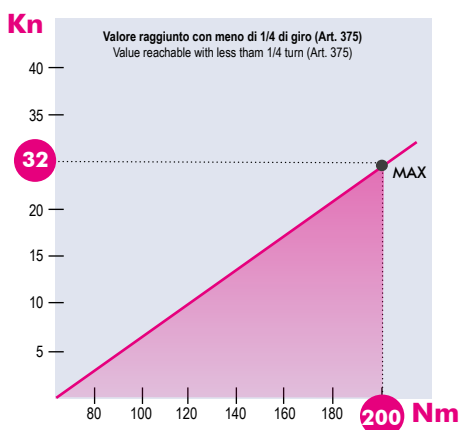
Gruppi di serraggio meccanici / Mechanical clamping devices

I diagrammi seguenti consentono di determinare le forze di serraggio ottenibili con le morse di varia grandezza (da 1 a 3), in funzione del momento applicato
The following diagrams give the clamping force that can be obtained with each vise type (size 1 to 3) depending on the torque

Morse tipo Vises type

Vite TPF24 - Passo 2mm
Screw TPF24 - Pitch 2mm

3



NB: Alcuni fattori, come la lubrificazione, lo staffaggio, gli attriti ed altro, possono modificare i valori indicati fino a $\pm 10\%$. Per un corretto utilizzo non superare i valori indicati nel grafico
Some factor as lubrication, clamping on the machine table, frictions and more can modify above values within a $\pm 10\%$ range. For optimum operation do not exceed chart values.

Diagrammi di serraggio / Clamping diagrams

GripMatic

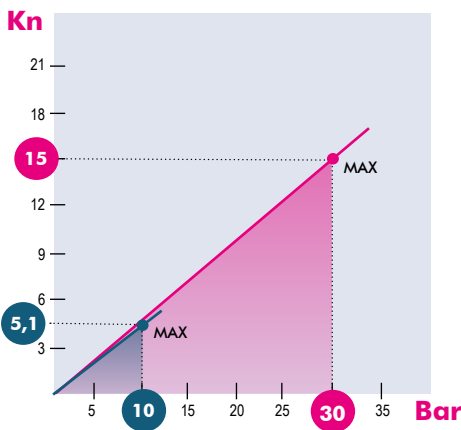
Diagrammi di serraggio pneumatico/idraulico

Pneumatic/hydraulic clamping diagrams

Morse tipo Vises type

2

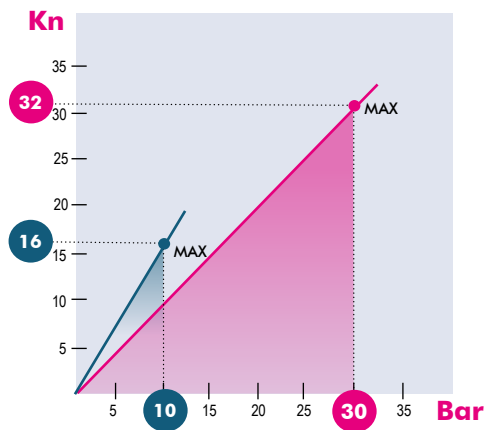
Pistone Ø85mm -
Superficie utile 51,8mm²
Hydraulic cylinder Ø85mm
Effective surface 51,8mm²



Morse tipo Vises type

3

Pistone Ø135mm -
Superficie utile 132,3mm²
Hydraulic cylinder Ø135mm -
Effective surface 132,3mm²

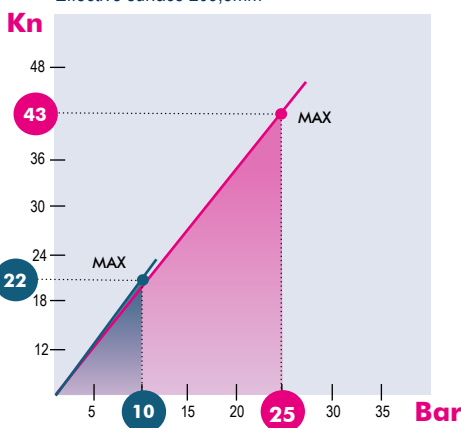


I diagrammi seguenti consentono di determinare le forze di serraggio ottenibili con le morse di varia grandezza (da 2 a 4). In funzione della pressione dei fluidi (aria e olio).
The following diagrams give the clamping force that can be obtained with each vise type (size 2 to 4) as a function of the fluid pressure (air or oil).

Morse tipo Vises type

4

Pistone Ø170mm
Superficie utile 209,5mm²
Hydraulic cylinder Ø170mm
Effective surface 209,5mm²



● Valore massimo consigliato (ARIA) ● Max suggested value (OIL)

NB: Alcuni fattori, come la lubrificazione, lo staffaggio, gli attriti ed altro, possono modificare i valori indicati fino a ± 10%. Per un corretto utilizzo non superare i valori indicati nel grafico.
Some factor as lubrication, clamping on the machine table, frictions and more can modify above values within a ± 10% range. For optimum operation do not exceed chart values.


MORSE MULTITASKING MULTITASKING VISES



[Libretto Istruzioni / Instruction Book](#)

Scansiona il QR code e scarica
le istruzioni complete

Scan the QR code to download
the complete instructions




MORSE COMPACTGRIP COMPACTGRIP VISES



[Libretto Istruzioni / Instruction Book](#)

Scansiona il QR code e scarica
le istruzioni complete

Scan the QR code to download
the complete instructions



MORSE GRIPMATIC GRIPMATIC VISES



[Libretto Istruzioni / Instruction Book](#)

Scansiona il QR code e scarica
le istruzioni complete

Scan the QR code to download
the complete instructions

